

BRIDGE

Chester Court

Works

Depot

Depot

Boat

Deepway

Crandley Court

Deptford Park Infants School

Deptford Park Junior School

New Baltic Wharf

Timber Yard

Park Wharf

Park Wharf

Bridge Wharf

Evelyn Court

Blackhorse Wharf

Trophy House

Inwen Court

Sir Francis Drake Primary School

Parkside House

Neptune Works

Warehouse

Deptford Estate

British Wharf

Transfer Station

Warehouse

LANDMANN WAY

TRUNDLE'S ROAD

TRUNDLE'S ROAD

ALDDA ROAD

ALDDA ROAD

CRIDDE ROAD

CRIDDE ROAD

SCAVEN ROAD

SCAVEN ROAD

KEZIA STREET

KEZIA STREET

TRUNDLE'S ROAD

TRUNDLE'S ROAD

SCAVEN ROAD

SCAVEN ROAD

GRINSTEAD ROAD

GRINSTEAD ROAD

BLACKHORSE ROAD

BLACKHORSE ROAD

GOSTERWOOD STREET

GOSTERWOOD STREET

Box Tree House

Box Tree House

1 to 12

13 to 26

27 to 40

41 to 54

55 to 68

69 to 82

83 to 96

97 to 110

111 to 124

125 to 138

139 to 152

153 to 166

167 to 180

181 to 194

195 to 208

209 to 222

223 to 236

237 to 250

251 to 264

265 to 278

279 to 292

293 to 306

307 to 320

321 to 334

335 to 348

349 to 362

363 to 376

377 to 390

391 to 404

405 to 418

1

2

3

4

5

6

7

8

9

10

11

12

13

14

15

16

17

18

19

20

21

22

23

24

25

26

27

28

29

30

31

32

33

34

35

36

37

38

39

40

41

42

43

44

45

46

47

48

49

50

51

52

53

54

55

56

57

58

59

60

61

62

63

64

65

66

67

68

69

70

71

72

73

74

75

76

77

78

79

80

81

82

83

84

85

86

87

88

89

90

91

92

93

94

95

96

97

98

99

100

101

102

103

104

105

106

107

108

109

110

111

112

113

114

115

116

117

118

119

120

121

122

123

124

125

126

127

128

129

130

131

132

133

134

135

136

137

138

139

140

141

142

143

144

145

146

147

148

149

150

151

152

153

154

155

156

157

158

159

160

161

162

163

164

165

166

167

168

169

170

171

172

173

174

175

176

177

178

179

180

181

182

183

184

185

186

187

188

189

190

191

192

193

194

195

196

197

198

199

200

201

202

203

204

205

206

207

208

209

210

211

212

213

214

215

216

217

218

219

220

221

222

223

224

225

226

227

228

229

230

231

232

233

234

235

236

237

238

239

240

241

242

243

244

245

246

247

248

249

</

1. INFORMATION ABOUT YOU

What is your home postcode?

Are you...

Male?

Female?

What is your age group?

5-10

40-60

11-18

61-75

19-25

75+

26-39

Please tick the box which best describes your ethnic origin

WHITE British

WHITE Irish

WHITE Other (please specify below)

MIXED White & Black Caribbean

MIXED White & Black African

MIXED WHITE & Asian

MIXED Other (please specify below)

ASIAN/ASIAN BRITISH Indian

ASIAN/ASIAN BRITISH Pakistani

ASIAN/ASIAN BRITISH Bangladeshi

ASIAN/ASIAN BRITISH Other (please specify below)

BLACK/BLACK BRITISH Caribbean

BLACK/BLACK BRITISH African

BLACK/BLACK BRITISH Other (please specify below)

CHINESE

OTHER ETHNIC GROUP (please specify below)

Please specify here

Do you consider yourself disabled?

Yes

No

If yes, please specify (e.g. visual impairment)

2. INFORMATION ABOUT HOW YOU OR YOUR FAMILY USE THE PARK

Do you currently use Deptford Park

Yes

No

If YES, how do you use the park?

Walking

Walking dogs

Informal games

Short cut to another location

Picnics

Go to events

Relaxation

Keep fit

Meeting friends

Other (please state)

If YES, when do you use the park?

Weekdays

Weekends

Both

If YES, what time of day do you usually use the park?

Morning

Afternoon

Lunchtime

Evening

If NO, can you tell us why you DON'T use Deptford Park?

Please tick all statements you agree with:

I don't know where the park is

There's a lack of seating

It's too far to walk

There are poor toilet facilities

I have busy roads to cross

Not enough events

The park is unsafe

There's a lack of facilities for teenagers

Disabled facilities are poor

Lack of information

There's a lack of play facilities

Are there any other reasons why you don't use the park? (Please use additional paper if required)

3. IMPROVEMENTS

Which of the following improvements would you like to see?

Please indicate all those you would like to see in the park

Environment

Planting

Security

Art work

Cleanliness

Ecological areas

Wildlife habitat

Increased access and entry points

Entrance features

Upgrade existing access and entry points

Other (please specify)

Facilities

Signage

Food growing areas

Seating

Children's garden

Community noticeboards

Dog walking areas

Lighting

Quiet zones

Paths

Cafe

Sports facilities

Bike racks

Children's play

Bins

Teenage facilities

Community events

Community gardens

Events space

Multi-use games area (fenced hard-surfaced areas for basketball etc.)

Sports facilities

Other (please specify)

In your own words what would be your vision for Deptford Park?

4. PRIZE DRAW

If you wish to be entered into the free prize draw on the 27th January 2008 at the famers' market in Deptford Park (draw at 2pm), please give your name and contact details below (this information will be treated as confidential)

Name	<input type="text"/>
Address	<input type="text"/>
Telephone	<input type="text"/>
Email	<input type="text"/>

Would you like to be contacted about this project in the future?

Yes

No

5. THANK YOU!

Please return questionnaires in the prepaid envelope by Monday 14th January 2008 to:

Caroline Birchall
Freepost RLXB-GXBY-EZLT
Groundwork London
Astra House,
Arklow Road,
London SE14 6EB
Tel:02086945000

Deptford Park Masterplanning Project

1. What is your home postcode?		
		Response Count
		63
<i>answered question</i>		63
<i>skipped question</i>		12

2. Are you...			
		Response Percent	Response Count
Male?		41.5%	27
Female?		58.5%	38
<i>answered question</i>			65
<i>skipped question</i>			10



3. What is your age group?			
		Response Percent	Response Count
5-10		1.5%	1
11-18		0.0%	0
19-25		4.5%	3
26-39		45.5%	30
40-60		31.8%	21
61-75		16.7%	11
75+		0.0%	0
<i>answered question</i>			66
<i>skipped question</i>			9







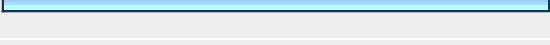



4. Please tick the box which best describes your ethnic origin




		Response Percent	Response Count
WHITE British	<input checked="" type="checkbox"/>	65.6%	40
WHITE Irish	<input type="checkbox"/>	1.6%	1
WHITE Other (please specify below)	<input type="checkbox"/>	16.4%	10
MIXED White & Black Caribbean	<input type="checkbox"/>	1.6%	1
MIXED White & Black African	<input type="checkbox"/>	1.6%	1
MIXED WHITE & Asian	<input type="checkbox"/>	1.6%	1
MIXED Other (please specify below)		0.0%	0
ASIAN/ASIAN BRITISH Indian		0.0%	0
ASIAN/ASIAN BRITISH Pakistani		0.0%	0
ASIAN/ASIAN BRITISH Bangladeshi		0.0%	0
ASIAN/ASIAN BRITISH Other (please specify below)		0.0%	0
BLACK/BLACK BRITISH Caribbean	<input type="checkbox"/>	1.6%	1
BLACK/BLACK BRITISH African	<input type="checkbox"/>	8.2%	5
BLACK/BLACK BRITISH Other (please specify below)		0.0%	0
CHINESE	<input type="checkbox"/>	1.6%	1
OTHER ETHNIC GROUP (please specify below)		0.0%	0
		Please specify here	12
		answered question	61
		skipped question	14





5. Do you consider yourself disabled?






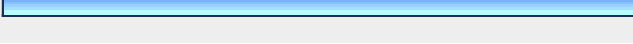


		Response Percent	Response Count
Yes	<input type="checkbox"/>	3.1%	2
No	<input checked="" type="checkbox"/>	96.9%	62
		If yes, please specify (e.g. visual impairment)	1
		answered question	64
		skipped question	11

6. Do you currently use Deptford Park			Response Percent	Response Count
Yes			93.8%	60
No			6.3%	4
			answered question	64
			skipped question	11









7. If YES, how do you use the park?			Response Percent	Response Count
Walking			82.5%	52
Informal games			27.0%	17
Picnics			23.8%	15
Relaxation			44.4%	28
Meeting friends			14.3%	9
Walking dogs			9.5%	6
Short cut to another location			60.3%	38
Go to events			9.5%	6
Keep fit			49.2%	31
Other (please state)			22.2%	14
			answered question	63
			skipped question	12

8. If YES, when do you use the park?			Response Percent	Response Count
Weekdays			4.5%	3
Weekends			16.7%	11
Both			78.8%	52
			answered question	66
			skipped question	9






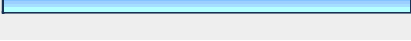










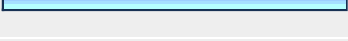
9. If YES, what time of day do you usually use the park?			
		Response Percent	Response Count
Morning		65.2%	43
Lunchtime		18.2%	12
Afternoon		69.7%	46
Evening		43.9%	29
		answered question	66
		skipped question	9




10. If NO, can you tell us why you DON'T use Deptford Park? Please tick all statements you agree with:			
		Response Percent	Response Count
I don't know where the park is		0.0%	0
It's too far to walk		0.0%	0
I have busy roads to cross		0.0%	0
The park is unsafe		10.0%	1
Disabled facilities are poor		10.0%	1
There's a lack of play facilities		40.0%	4
There's a lack of seating		30.0%	3
There are poor toilet facilities		40.0%	4
Not enough events		70.0%	7
There's a lack of facilities for teenagers		20.0%	2
Lack of information		10.0%	1
Are there any other reasons why you don't use the park? (Please use additional paper if required)			7
		answered question	10
		skipped question	65

11. Which of the following improvements would you like to see? Please indicate all those you would like to see in the park Environment




		Response Percent	Response Count
Planting		69.1%	47
Art work		29.4%	20
Increased access and entry points		7.4%	5
Upgrade existing access and entry points		19.1%	13
Security		42.6%	29
Cleanliness		42.6%	29
Wildlife habitat		57.4%	39
Entrance features		22.1%	15
Other (please specify)		16.2%	11
		answered question	68
		skipped question	7



12. Facilities

		Response Percent	Response Count
Signage		13.0%	9
Seating		50.7%	35
Community noticeboards		40.6%	28
Lighting		52.2%	36
Paths		33.3%	23
Sports facilities		44.9%	31
Children's play		24.6%	17
Teenage facilities		17.4%	12
Community gardens		40.6%	28
Multi-use games area (fenced hard-surfaced areas for basketball etc.)		29.0%	20
Food growing areas		20.3%	14
Children's garden		10.1%	7
Dog walking areas		23.2%	16
Quiet zones		23.2%	16
Cafe		60.9%	42
Bike racks		24.6%	17
Bins		37.7%	26

Community events		47.8%	33
Events space		29.0%	20
Other (please specify)		33.3%	23
		answered question	69
		skipped question	6

13. In your own words what would be your vision for Deptford Park?			Response Count
			56
		answered question	56
		skipped question	19

14. If you wish to be entered into the free prize draw on the 27th January 2008 at the famers' market in Deptford Park (draw at 2pm), please give your name and contact details below (this information will be treated as confidential)			
		Response Percent	Response Count
Name		100.0%	61
Address		96.7%	59
Telephone		82.0%	50
Email		67.2%	41
		answered question	61
		skipped question	14

15. Would you like to be contacted about this project in the future?			
		Response Percent	Response Count
Yes		90.9%	50
No		9.1%	5
		answered question	55
		skipped question	20