

**LONDON BOROUGH OF LEWISHAM
2021/ 22 AUDITED STATEMENT OF ACCOUNTS
CONTENTS**

NARRATIVE STATEMENT FOR LEWISHAM COUNCIL	3
STATEMENT OF RESPONSIBILITIES FOR THE STATEMENT OF ACCOUNTS	16
INDEPENDENT AUDITOR'S REPORTS TO THE MEMBERS OF LONDON BOROUGH OF LEWISHAM	17
SECTION 1 – CORE FINANCIAL STATEMENTS	
a) COMPREHENSIVE INCOME AND EXPENDITURE STATEMENT	27
b) MOVEMENT IN RESERVES STATEMENT	28
c) BALANCE SHEET	30
d) CASH FLOW STATEMENT	31
SECTION 2 – STATEMENT OF ACCOUNTING POLICIES	32
SECTION 3 – NOTES TO THE CORE FINANCIAL STATEMENTS (See Index on following page)	45
SECTION 4 – HOUSING REVENUE ACCOUNT	105
SECTION 5 – COLLECTION FUND	114
SECTION 6 – GROUP ACCOUNTS	119
SECTION 7 – GLOSSARY OF TERMS AND ACRONYMS	133
SECTION 8 – PENSION FUND ACCOUNTS	136
SECTION 9 – ANNUAL GOVERNANCE STATEMENT (AGS)	166

Contents

INDEX OF SECTION 3 – NOTES TO THE CORE FINANCIAL STATEMENTS

Note 1	Expenditure and Funding Analysis	45
Note 2	Accounting Standards Issued, Not Adopted in the 2021/22 Accounts	50
Note 3	Critical Judgements in Applying Accounting Policies	51
Note 4	Assumptions made about the Future and other Major Sources of Estimation Uncertainty	52
Note 5	Material Items of Income and Expenditure	54
Note 6	Events after the Balance Sheet Date	55
Note 7	Other Operating Expenditure – Levies	55
Note 8	Technical Note: An Analysis of the Movement in Reserves Statement Adjustments Between the Accounting Basis and Funding Basis	55
Note 9	Earmarked Reserves	57
Note 10	Non-Current Assets	58
Note 11	Investment Properties	61
Note 12	Financial Instruments	62
Note 13	Nature and Extent of Risks arising from Financial Instruments	66
Note 14	Debtors	69
Note 15	Cash and Cash Equivalents	71
Note 16	Creditors	72
Note 17	Revenue Receipts in Advance	73
Note 18	Provisions	73
Note 19	Usable Capital Receipts	74
Note 20	Pension Reserve	75
Note 21	Revaluation Reserve	76
Note 22	Capital Adjustment Account	77
Note 23	Expenditure and Income Analysed by Nature	78
Note 24	Agency Services and Pooled Budgets	79
Note 25	Investment in Companies	79
Note 26	Members' Allowances	80
Note 27	Officers' Remuneration	81
Note 28	External Audit Costs	83
Note 29	Dedicated Schools' Grant	84
Note 30	Grant Income	85
Note 31	Related Party Transactions	85
Note 32	Capital Expenditure and Capital Financing	87
Note 33	Leases	88
Note 34	Private Finance Initiatives (PFI) Contracts	89
Note 35	Capital Contractual Commitments	93
Note 36	Defined Contribution Pension Schemes	93
Note 37	Defined Benefit Pension Schemes	94
Note 38	Contingent Liabilities	98
Note 39	Contingent Assets	98
Note 40	Trust Funds	98
Note 41	Heritage Assets	99
Note 42	Capital Grants Unapplied Reserve	99
Note 43	Adjustment to Surplus or Deficit on the Provision of Services for Non-Cash Movements	100
Note 44	Adjustment for Items included in the Net Surplus or Deficit on the Provision of Services that are Investing and Financing Activities	100
Note 45	Cash Flow Statement – Operating Activities	101
Note 46	Cash Flow Statement – Investing Activities	101
Note 47	Cash Flow Statement – Financing Activities	101
Note 48	Prior Year Adjustments/ Restatements	101

NARRATIVE STATEMENT FOR LEWISHAM COUNCIL

This Narrative Statement provides information about Lewisham the place, together with the key issues affecting the Council and its accounts.

1. COUNCIL STRUCTURE AND PERFORMANCE

a) Corporate structure and governance

Lewisham Council is made up of one Mayor, elected by the whole borough, and 54 ward Councillors, for 19 wards within the borough, 16 with three elected Councillors and 3 with two elected Councillors. Elections were held on 5 May 2022. Damien Egan, Labour party, was returned as Mayor for his second term. The 54 Councillor positions were all filled by candidates from the Labour party and the Labour and Co-operative party (at 31 March 2021 there were 49 Labour Councillors, 1 Independent and 4 vacancies). Details of the way that the Council governs itself are given in the Annual Governance Statement in section 9 of these accounts.

b) Management structure

Supporting the work of Councillors is the organisational structure of the Council headed by the Executive Management Team (EMT), led by the Chief Executive. The EMT members are:

- Chief Executive
- Executive Director Children and Young People
- Executive Director Community Services
- Executive Director Housing, Regeneration and Public Realm
- Executive Director Corporate Resources
- Assistant Chief Executive
- Director of Law, Governance and Human Resources (from July 2021)
- Monitoring Officer (to June 2021)

EMT provides managerial leadership of the Council and supports elected members in:

- Developing strategies
- Identifying and planning the use of resources
- Delivering plans
- Reviewing the Authority's effectiveness

c) Service delivery

The total workforce for Lewisham at the end of FY 2021/22 was of 3,017 (2,957 at end of 2020/21), which consisted of 2,487 (2,449 at end of 2020/21) staff members (excluding casual workers) and 530 (508 in 2020/21) agency workers. The schools staff headcount is 3,215.

The demographic composition of the workforce as at 31 March 2022 was:

- 62.6% female
- 46.5% BAME
- 4.9% disabled
- One third of the workforce are over the age of 50.

The overall workforce generally reflects the diversity of Lewisham's population.

The Council also provides services through two wholly-owned subsidiary companies:

Narrative Statement

- Lewisham Homes Limited: An arms-length management organisation (ALMO) set up in 2007 as part of the Council's initiative to deliver better housing services and sustain the Decent Homes Standard. The company manages approximately 19,000 homes.
- Catford Regeneration Partnership Limited: The Company owns significant interests in the Catford shopping centre area and aims to support the Council to deliver a regeneration programme for the town centre and the surrounding area.

More detail concerning these companies is shown in the Group Accounts in section 6 of this document.

d) Future Lewisham

There are four core themes run through the heart of the Council's plans for Future Lewisham:

- A greener future
- A healthy and well future
- An economically sound future
- A future we all have a part in

The key strategic document for Lewisham is "Lewisham's Corporate Strategy 2018-2022", which can be viewed on the Council's website.

e) Corporate priorities

The Council has seven corporate priorities within its corporate strategy as follows:

- Open Lewisham – Lewisham will be a place where diversity and cultural heritage are recognised as a strength and are celebrated.
- Tackling the housing crisis – Everyone has a decent home that is secure and affordable.
- Giving children and young people the best start in life – Every child has access to an outstanding and inspiring education and is given the support they need to keep them safe, well and able to achieve their full potential.
- Building an inclusive local economy – Everyone can access high-quality job opportunities, with decent pay and security in our thriving and inclusive local economy.
- Delivering and defending health, social care and support – Ensuring everyone receives the health, mental health, social care and support services they need.
- Making Lewisham greener – Everyone enjoys our green spaces, and benefits from a healthy environment as we work to protect and improve our local environment.
- Building safer communities – Every resident feels safe and secure living here, as we work together towards a borough free from the fear of crime.

These priorities are being updated in 2022/23 following the local elections in May 2022

f) Core values

The Council also has the following four core values:

- We put service to the public first.
- We respect all people and all communities.
- We invest in employees.
- We are open, honest, and fair in all we do.

As a Council we will do everything in our power to support those who need us most and build on the amazing community spirit and local activism. We will continue to make Lewisham's voice heard and ensure that our values which make Lewisham a special place are at the forefront of our future journey. In quarter four of the 2021/22 financial year Lewisham became the London Borough of Culture for 2022.

Narrative Statement

g) Performance management

In 2021/22 reports from the five directorates have been periodically presented at Directorate Management Team (DMT) and Executive Management Team (EMT) meetings, each of which is also shared with the relevant lead Cabinet member.

The Council continues to publish performance information on our website. This includes various reports and progress updates which are also presented on a cyclical basis to Members. The Council seeks to continuously improve and identify ways to increase the transparency and accountability of performance information to the public. This work was assisted in 2021/22 with the Local Government Association (LGA) Peer Review process that the Council undertook with the full report published on the website.

2. LOCAL GOVERNMENT FINANCE CONSIDERATIONS

a) The Council's response to Covid-19

The Covid-19 pandemic had a significant impact on the Council's operations through 2020/21 and into 2021/22 with continuing, albeit lesser, restrictions in force requiring services to be delivered differently. The Council has adapted to new ways of working, such as increased remote and hybrid working for many and a reliance on redeployment and volunteering to support those services where the need is greatest. For example, this includes the resources diverted to support the work needed to make the vaccines rollout a success and underpin the community work to manage local food banks and similar services.

Throughout this period the Council has continued to deliver its critical services – keeping schools open, supporting those with care needs, addressing the pressures on residents and businesses through housing options and administering additional government grants, maintaining the parks and public spaces, and ensuring bin collections and recycling continue as usual.

The Council's continued focus will be on:

- protecting critical services;
- managing increased demand as a result of the impact of the pandemic on the community;
- promoting good public health and minimising the spread of infection;
- preparing for the ongoing demands on already stretched public services, across the Council and with our partners.

b) Government funding for Covid-19

The Council received some new additional funding from the Government during 2021/22 for the continuing costs of responding to Covid-19, as well as managing the continued disbursement of funds from schemes carried over from 2020/21. The main elements included:

- Extended business rates relief for 2021/22, with grants to small businesses and those in the retail, hospitality, and leisure sectors, and a grant to support Small and Medium Enterprises (SMEs) – those with less than 50 employees – not covered by the initial grant arrangements.
- A number of other government backed financial packages provided to support local businesses during the course of 2021/22, with circa 20 different schemes being in operation at one time or another during the course of the pandemic.
- In addition, the Council has disbursed over £4m in hardship monies via the Government's Household Support Fund and £1.4m in self-isolation grants to those eligible to support the residents most severely financially impacted by the pandemic.

Narrative Statement

In respect of the burden on Council services, the Government has provided some funding in the form of grant and new burden support to meet the financial impact of this additional work. This also included the early payment of some grants to support the cash flow. Lewisham has received (and carried forward from 2020/21) £17.8m to cover the costs of the Covid-19 response and a further £1.2m to support the shortfalls in the Council's sales, fees and charges income. A further £12.1m has been received (including carry forwards) in grant income for targeted and specific Covid-19 related activity, providing an overall envelope of £31.1m. Some £25.2m of these sums have been spent in 2021/22, with the balance being carried forward to help alleviate the on-going pressures of the coronavirus pandemic or as Creditors to be repaid to DLUHC in 2022/23. Monthly monitoring to the Department of Levelling Up, Housing and Communities (DLUHC) was in place throughout the year 2021/22 and has now stopped.

c) Financial impacts, risks and uncertainties, going concern considerations

The current situation has given rise to a number of risks and uncertainties. There is significant uncertainty in respect of the outlook for Council Tax and business rates income and market stability in some of the Council's key supplier base as the UK economy slows at the same time as experiencing rising inflationary pressures. The Council seeks to anticipate and prepare for these pressures through its Medium Term Financial Strategy (MTFS). However, this is within the constraints of the limited certainty provided by the economic transition post Brexit and the Covid-19 pandemic, current local government funding arrangements set annually, and the emerging policy agenda for areas such as health and social care, academisation of schools and special needs demand, and a looser planning framework. If these changes are not fully funded the initial pressure will fall on reserve balances; firstly from the general unallocated reserves and then, the earmarked reserves.

The 2021/22 budget was set without the use of reserves and after the funding of growth and pressures of £19.7m to reset service baseline budgets and reduce the risk of the in-year overspending seen in recent years. The budget was also set with the commitment from services to deliver £28m of agreed savings. Some of these revenue plans are at risk of delay or not being delivered and the risk extends to potential material slippage in the expanded capital programme. The regular financial monitoring reported quarterly to Mayor & Cabinet keep these matters under constant review to enable plans to be flexed or changed as needed.

The Council has sufficient reserves to meet its financial commitments at present, including the estimated costs and lost income considerations, and despite these risks and pressures the current situation does not alter the Council's position as a going concern.

d) Impact on 2021/22 final accounts

There are three important implications worth noting for the 2021/22 final accounts:

- The statutory deadlines for the production of the draft accounts and audited accounts have been changed from 31 August to 31 July for the draft with the audited date remaining as the 30 November.
- The changes for the implementation of IFRS 16 and treatment of leases has been deferred by the CIPFA LAASC code for one further year, taking into account the other pressures still on local government finance teams.
- The Council had to wait for approval of the statutory override in relation to accounting for infrastructure assets which meant the accounts audit was not able to be concluded until January 2023.

Narrative Statement

3. FINANCIAL PERFORMANCE

a) 2021/22 Revenue Budget Setting and Funding

The Council set a net budget requirement of £243.1m for 2021/22 at its meeting on 3 March 2021. This was a decrease of £5.6m or 2.3% on the previous year's net budget requirement of £248.7m. The main sources of income were Revenue Support Grant (RSG), Business Rates and Council Tax. With central RSG and Business Rates similar to the previous year, Council Tax funds a higher proportion of the budget than it did last year, with bills increasing by 4.99% (3.99% in 2020/21). A year on year comparison of revenue budget funding is shown in the following table.

	2021/22 £m	2020/21 £m
Revenue Support Grant	28.2	28.0
Business Rates	96.2	102.6
Council Tax	118.7	116.2
Social Care Precept	3.5	2.3
Surplus/ (deficit) on Collection Fund	-3.5	-0.4
Budget Requirement	243.1	248.7

b) Council Tax

In 2017/18, in addition to an increase in Council Tax for general purposes, Councils were given the ability to raise Council Tax by a further 6% over the years 2017/18 to 2019/20 as a precept to fund Adult Social Care expenditure without the need for a referendum. This was in response to concerns about the growing funding gap for Adult Social Care caused by an increase in demand and the introduction of the National Living Wage, which impacted directly on the cost of care provision. In 2017/18, the Council increased the precept by the maximum allowed, 3%, in 2018/19 by 1%, in 2019/20 by 2% and 2% in 2020/21. There was a further announcement to allow Council's to levy a 3% precept in 2021/22 which the Council agreed.

For 2021/22, the Council increased the general rate of Council Tax by 1.99% and agreed to levy the 3% Adult Social Care precept resulting in an overall increase of 4.99%.

The actual Council Tax charge is determined by dividing the net amount to be met from Council Tax by the tax base, which for Lewisham is 88,614 equivalent Band D properties for 2021/22 (90,099 in 2020/21).

The comparison of Council Tax Band D levels from 2020/21 to 2021/22 for Lewisham is shown in the following table, together with the Greater London Authority precept.

	2021/22 £	2020/21 £	Variation £	Variation %
Lewisham Council	1,379.96	1,314.37	65.59	4.99
Greater London Authority	363.66	332.07	31.59	9.51
Council Tax for Band D	1,743.62	1,646.44	97.18	5.90

Narrative Statement

c) 2021/22 Revenue Budget Outturn

The Council's 2021/22 revenue outturn position is shown in the following table. Further detail can be found in the Expenditure and Funding Analysis in Section 3, Note 1 of this document.

General Fund	Net budget	Outturn Full Year	Forecast Variance Over/ (Under)	Covid-19 related Variance	Business as Usual Outturn Over/ (Under)
	£m	£m	£m	£m	£m
Children & Young People	59.0	64.0	5.0	4.4	0.6
Community Services	81.8	96.5	14.7	13.4	1.3
Housing, Regeneration and Public Realm	22.5	26.7	4.2	4.8	(0.6)
Corporate Resources	33.1	35.4	2.3	2.5	(0.2)
Chief Executives	11.2	10.7	(0.5)	0.1	(0.6)
Directorate Totals	207.6	233.3	25.7	25.2	0.5
Covid-19 Government Grant Income – Applied	N/A	(25.2)	(25.2)	(25.2)	0.0
Corporate Items	35.5	35.5	0.0	0.0	0.0
Net Revenue Budget	243.1	243.6	0.5	0.0	0.5

During 2021/22, the overspend against the Directorates' net controllable budgets was £25.7m. This consists of Covid related spend of £25.2m for the year which is met by Covid-19 government grant income and a general fund 'business as usual' overspend of £0.5m. The final overspend of £0.5m has been managed from provisions without an unplanned drawing down of reserves. Detailed reasons for budget variances have been reported to Mayor & Cabinet on 15 June 2021.

The council has carried forward £4.0m of unspent local authority support grant and £0.4m of Contain Outbreak Management Fund to use to fund some of the legacy impact of Covid in 2022/23.

Savings of £8.1m were outstanding from 2020/21 and the services worked on the delivery of these alongside £22.6m of savings added to the budget for 2021/22 as part of agreeing a balanced budget. The total level of savings to be delivered in 2021/22 was £30.7m, £17.8m of these savings have been delivered with the undelivered £12.9m to be delivered during 2022/23.

Throughout the year, Mayor & Cabinet and Executive Directors have received regular financial monitoring reports. The financial position demonstrates the impact of the very severe financial constraints which have been imposed on Council services with the cuts made year on year, alongside the increasing demand due to the growing number of the borough's residents and the impact the coronavirus pandemic has had on the Council's finances.

As the new financial year begins, with a new set of challenges in terms of the delivery of revenue budget cuts, the Council will continue in its resolve to apply sound financial controls. It is clear that the short and medium-term outlook will remain difficult and challenging. However, the Executive Director for Corporate Resources, as the Council's Section 151 officer, will continue to work with directorate

Narrative Statement

management teams to affect the necessary continued actions to manage their services and intervene early where necessary to avoid a budgetary situation becoming unmanageable.

Dedicated Schools Grant

As at 2021/22, there are 13 schools in deficit totalling £2.9m and there are now three schools remaining with loans of which one is currently in deficit. Lewisham finance continues to work effectively with schools to ensure long term sustainability. Schools continue to face challenges including in particular pupil number reductions in primary schools, cost pressures on energy and other inflationary pressures. It should be noted that deficits could potentially revert back as a pressure on the General Fund.

d) Balances and Reserves

After transfers to and from reserves the General Fund balance has remained at £20m. This is an adequate level of cover and represents approximately 8% of Lewisham's Net Budget Requirement for 2022/23. The Council also has a number of earmarked reserves for specific on-going initiatives, and these are shown in Note 9 to the Core Financial Statements.

The Housing Revenue Account (HRA) spent to budget after transfers to reserves as at 31 March 2022. It continues to build reserves up on an annual basis, mainly to ensure that there are sufficient resources available to fund the current 30-year business plan. This aims to continue to invest in decent homes and to significantly increase the supply of housing in the borough over the medium to long term. The business plan is reviewed each year to ensure that the resources available from HRA reserves can be profiled appropriately to meet the business needs. After transfers to and from reserves the HRA balance at the end of the year, including earmarked reserves, now stands at £32.1m (£76.9m in 2020/21). These reserves include the Major Repairs Reserve and are for specific ongoing projects as outlined in the notes to the HRA in Section 4 of the Accounts.

e) Cashflow

Cash and Cash equivalents held by the Council increased from £77.6m to £111.7m in 2021/22. The detailed analysis of the movements in Cash throughout the year can be found in the Cashflow Statement and related notes. The summary is as follows:

	2021/22	2020/21
	£000s	£000s
Net Cash flows from Operating Activities	60,706	100,227
Purchases of PPE	(110,027)	(101,146)
Sales of PPE	15,815	11,267
Net Sales/ (Purchases) of Short & Long-term investments	38,000	(45,000)
Net Receipts from Investing activities	20,700	36,601
Cash receipts of short and Long-Term Borrowing	0	0
Repayment of Short and Long-Term Borrowing	(8,239)	(12,952)
Net Receipts/ (Payments) for Other Financing activities	17,115	(24,202)
Net Increase or (Decrease) in Cash and Cash Equivalents	34,070	(35,205)

Narrative Statement

f) 2021/22 Capital Budget Outturn

The capital programme expenditure incurred during the year and how it was resourced is shown below.

	2021/22 Final Outturn £m	2021/22 Original Budget M&C - Feb-21 £m	2021/22 Revised Budget Proposed - Mar-22 £m	2020/21 Final Outturn £m
CAPITAL PROGRAMME EXPENDITURE				
General Fund	42.2	70.3	63.1	58.0
Housing Revenue Account	82.8	114.0	117.7	62.1
Total Spent	125.0	184.3	180.8	120.1

During the year, the budget was revised to reflect the forecast development of the programme. The percentage spent compared to the revised programme budget was 69% (2020/21 70%).

The Financing of the Capital Programme spend is shown in the table below:

	2021/22 Final Outturn £m	2021/22 Original Budget M&C - Feb-21 £m	2020/21 Final Outturn £m
CAPITAL PROGRAMME FINANCING			
Borrowing	10.2	63.5	8.2
Capital Grants	26.4	39.3	43.6
Capital Receipts	7.8	7.8	12.4
Use of reserves and revenue financing	80.6	73.7	55.9
Total Financed	125.0	184.3	120.1

Spend on the major projects, where in year spend exceeded £1m, is shown in the table below.

Major Projects of over £1m

	2021/22 Expenditure £m	2020/21 Expenditure £m
General Fund		
School Places Programme	7.5	1.9
Temporary Accommodation Conversion	4.9	4.2
Schools minor works	4.7	4.2
Edward Street Development	4.4	5.7
Highways & Bridges (incl. TFL programme)	3.8	5.8
Lewisham Homes Property Acquisition	3.0	0.0
Private Sector Grants and Loans (inc. DFG)	2.3	1.5
Deptford Southern Sites Regeneration	2.2	2.6
Leisure Schemes	2.0	0.0
Lewisham Gateway (Phase 2)	0.6	14.8
Fleet Replacement Programme	0.0	6.3
Residential Portfolio Acquisition – Hyde Housing Association	0.0	2.1
Housing Revenue Account		
Building for Lewisham Programme	33.5	15.8
HRA Capital Programme	48.1	38.1
Creekside Acquisition	0.0	6.7

4. LOOKING AHEAD

a) Revenue Budget Outlook

Local government continues to face an extremely challenging financial outlook following a prolonged period of austerity and growth in demand for services. The economic backdrop, post Brexit and recovery from the Covid-19 pandemic, has increased the pressure on costs. This has also driven changes to regulations and service delivery that in turn bring additional risks and uncertainties.

The Council set a net budget requirement of £248.6m for 2022/23 at its meeting on 02 March 2022, which is £5.5m higher than the equivalent figure for 2021/22. The Council has made reductions of £11.8m to its budget and added £17.3m to provide for risks and pressures. This is sufficient to set a balanced budget for the year, without the need to use reserves, but action is also being taken to ensure that expenditure is affordable in future years. Reserves may be used at the start of the financial year to underpin selected service budgets, pending actions being taken to bring these budgets back in line on an ongoing basis.

- The Medium-Term Financial Strategy (MTFS) has been reported to Mayor & Cabinet in July 2022. This sets out that an estimated £36m of cuts would be required from 2023/24 to 2026/27 to meet the remaining budget gap with a profile of £10m, £10m, £8m and £7m, respectively.

The cost-of-living crisis faced by the Country is impacting residents and businesses alike, and the impact on the collection funds for both 2022/23 and 2023/24 remains under review as there is a risk that this falls short of expected levels. For the Council the current record levels of inflation and specifically energy costs are contributing to the forecast overspend in 2022/23. Energy costs in 2022/23 and 2023/24 will be funded from reserves and are forecast to be circa £3m in 2022/23 and this is expected to double for 2023/24. The Council continues to seek to manage inflation on its contracted services where possible and where necessary has considered this as part of the budget planning for 2023/24. The recently agreed pay award for 2022/23 will create an unbudgeted pressure of £4.1m which will be met from reserves in 2022/23 and which has been incorporated into the budget setting assumptions for 2023/24.

Looking further ahead, the Government is due to conclude the delayed work to review arrangements for Local Government financing. This follows consultations on two potential changes that will contribute to shaping the future of Local Government funding:

- A Fair Funding Review of local authorities' relative needs and resources, to now include the recently published Census 2021 data; and
- Business Rates Retention Reform – and the viability of this national tax which disproportionately impacts asset based businesses, in particular retail compared to the growing level of online services.

Narrative Statement

b) Capital Budget Outlook

The Council set its capital programme budget at its meeting on 03 March 2021. This outlined the Council's programme of £517.5m for the years 2021/22 to 2023/24. The most significant parts of the programme are school expansion to provide additional pupil places, highways and bridges, major regeneration schemes including Catford town centre, plus the Building for Lewisham programme.

The budgeted amount to be invested in 2022/23 is shown in the table below:

2022/23 Capital Programme	2022/23 Budget
	£m
General Fund	
Schools – Pupil Places Programme & other capital works	11.1
Edward St. Development	7.6
Broadway Theatre	6.2
Asset Management programme	5.2
Highways, footways and bridges	4.9
Temporary Accommodation	4.7
Mayow Rd. Development	4.4
Lewisham Gateway (Phase 2)	2.9
Leisure Schemes	1.8
Town Centres & High Street improvements	1.6
Beckenham Place Park	1.3
Traveller's Site Relocation	1.1
Place Ladywell	1.1
Achilles St. Development	1.0
Private Sector Grants and Loans	0.6
Other schemes	4.2
	59.7
Housing Revenue Account	
Building for Lewisham Programme	137.9
HRA Capital Programme	93.1
Other Schemes	11.6
	242.6
Total Capital Programme	302.3

Narrative Statement

c) Corporate Risks

The Council has an embedded process to manage risks and assist the achievement of its objectives. The Risk Management Strategy is compliant with the statutory requirements as defined in the Accounts & Audit Regulations 2015 and is summarised as part of the Annual Governance Statement in section 9 of this document.

The Risk Management Objectives of the London Borough of Lewisham are as follows:

- Ensure the health, safety & security of service users, citizens and staff
- Safeguard vulnerable children and adults to help prevent injury and damage
- Help to achieve corporate priorities
- Integrate risk management into the culture of the Authority
- Identify, evaluate and manage risk in accordance with good practice
- Ensure legal and regulatory compliance as a minimum standard
- Anticipate and respond to changing social, environmental and legislative requirements
- Raise awareness of the need for risk management in all service areas
- Mitigate risks
- Enhance corporate governance of risk
- Optimise opportunities
- Reduce the cost of risk
- Safeguarding Council assets

Risks are scored in terms of likelihood and impact, with a range from 1 to 5 (with 5 being the highest) and the result is plotted on a matrix to produce a Red/Amber/Green rating. The risk register contains action plans to manage the risks to target and these are subject to regular review by Directorate Management Teams. The risk registers are reported to the Executive Management Team (previously the now disbanded Internal Control Board) on a quarterly basis, and to every Audit Panel meeting.

5. PENSION FUND VALUATION

The actuarial valuation of the Council's pension scheme liabilities and pension reserve shown on the Balance Sheet has reduced by £205m during the year, mainly as a result of changes to the financial assumptions used by the pension fund Actuary (Hymans-Robertson). (It increased by £252.6m during 2020/21). The Council relies and places assurance on the professional judgement of the Actuary and the assumptions used to calculate this actuarial valuation.

It is important to understand that pension benefits do not become payable until employees retire; however the Council is required to account for the future obligations at the same time as the employees earn their future entitlement, in accordance with proper accounting practices. Further details are given in Note 37.

Narrative Statement

6. THE COUNCIL'S STATEMENT OF ACCOUNTS

The statement of accounts reports the income and expenditure on service provision for the year and the value of the Council's assets and liabilities at the end of the financial year. This is prepared in accordance with proper accounting practices as defined in the Chartered Institute of Public Finance and Accountancy (CIPFA) Code of Practice on Local Authority Accounting in the United Kingdom (the Code).

Local authorities are required to produce a comprehensive income and expenditure statement, a balance sheet and a cash flow statement, as a private sector company would. From 2016/17 an expenditure and funding analysis was introduced. However, as local authorities are also tax raising bodies (through Council Tax), they are required to produce an additional financial statement, accounting for movements to and from the general fund, through a movement in reserves statement. A review of materiality has also concluded that Group Accounts are again required this year. A brief explanation of the purpose of each of financial statements is provided below:

Section 1 – The Core Financial Statements

Section 1a – Comprehensive Income and Expenditure Statement (CIES)

This statement shows the cost of providing services in the year in accordance with International Financial Reporting Standards, rather than the amount funded from Council Tax, and other Government grants. The amount funded from Council Tax and Government grants differ from this by a series of adjustments made in accordance with regulations. The taxation position is shown in both the Expenditure and Funding Analysis and the Movement in Reserves Statement.

Section 1b - Movement in Reserves Statement (MiRS)

This statement shows the movement from the start of the year to the end on the different reserves held by the authority, analysed into 'usable reserves' (i.e. those that can be applied to fund expenditure or reduce local taxation) and other 'unusable reserves'. The Movement in Reserves Statement shows how the movements in year of the authority's reserves are broken down between gains and losses incurred in accordance with generally accepted accounting practices and the statutory adjustments required to return to the amounts chargeable to Council Tax [or rents] for the year. The Net Increase/Decrease line shows the statutory General Fund Balance and Housing Revenue Account Balance movements in the year following those adjustments.

Section 1c - Balance Sheet

The Balance Sheet shows the value as at the Balance Sheet date of the assets and liabilities recognised by the authority. The net assets of the authority (assets less liabilities) are matched by the reserves held by the authority. Reserves are reported in two categories. The first category of reserves are usable reserves, i.e. those reserves that the authority may use to provide services, subject to the need to maintain a prudent level of reserves and any statutory limitations on their use (for example the Capital Receipts Reserve that may only be used to fund capital expenditure or repay debt). The second category of reserves are those that the authority is not able to use to provide services. This category of reserves includes reserves that hold unrealised gains and losses (for example the Revaluation Reserve), where amounts would only become available to provide services if the assets are sold; and reserves that hold timing differences shown in the Movement in Reserves Statement line 'Adjustments between accounting basis and funding basis under regulations.

Narrative Statement

Section 1d - Cash Flow Statement

The Cash Flow Statement shows the changes in cash and cash equivalents of the authority during the reporting period. The statement shows how the authority generates and uses cash and cash equivalents by classifying cash flows as operating, investing and financing activities. The amount of net cash flows arising from operating activities is a key indicator of the extent to which the operations of the authority are funded by way of taxation and grant income or from the recipients of services provided by the authority. Investing activities represent the extent to which cash outflows have been made for resources which are intended to contribute to the authority's future service delivery. Cash flows arising from financing activities are useful in predicting claims on future cash flows by providers of capital (i.e. borrowing) to the authority.

Section 2 – Statement of Accounting Policies

These outline the accounting and measurement bases used for the recognition, measurement and disclosure of figures and events in preparing the financial statements in the accounts. Other accounting policies used that are relevant to an understanding of the financial statements are also included.

Section 3 – Notes to the Core Financial Statements

This section contains notes that help to explain or give more detail to the Core Financial Statements.

Section 4 – Housing Revenue Account (HRA)

This is a statutory account which shows the major elements of income and expenditure on Council Housing provision and associated services to Council tenants and leaseholders.

Section 5 – Collection Fund Accounts

This is a statutory account which shows the transactions relating to Council Tax and Non-Domestic Rates. It shows how the amounts collected have been distributed to the Council's General Fund, the Greater London Authority and Central Government.

Section 6 – Group Accounts

The Group Accounts combine the financial results of Lewisham Council with those of its subsidiaries, Lewisham Homes Limited and Catford Regeneration Partnership Limited. Transactions between the two subsidiaries and the Council are removed on merging the accounts of all parties. The Group Accounts therefore add the surpluses and balances and show the combined financial position for all three entities.

Section 7 - Glossary

This explains some technical and commonly used terms.

Section 8 – Pension Fund Accounts

The Lewisham Pension Fund is a separate entity from the Council and thus has its own accounts. These show the income and expenditure for the year, the value of the investments held and an assessment of the liabilities at the year end.

Section 9 – Annual Governance Statement (AGS)

This sets out the control and governance framework for all significant corporate systems and processes, cultures and values by which the Council is directed and controlled. It describes the activities with which the community is engaged and enables the monitoring of the achievement of the strategic objectives and the delivery of appropriate and cost effective services. It also reports any significant issues and the actions already taken and planned to be taken to address these.

Statement of Responsibilities

THE STATEMENT OF RESPONSIBILITIES FOR THE STATEMENT OF ACCOUNTS

The Authority's Responsibilities

The Authority is required:

- to make arrangements for the proper administration of its financial affairs and to ensure that one of its officers has the responsibility for the administration of those affairs. In this Authority, that officer is the Executive Director for Corporate Resources;
- to manage its affairs to secure economic, efficient and effective use of resources and safeguard its assets;
- to approve the Statement of Accounts.

Responsibility of the Executive Director for Corporate Resources

The Executive Director for Corporate Resources is responsible for the preparation of the Authority's Statement of Accounts in accordance with proper practices as set out in the CIPFA/LASAAC Code of Practice on Local Authority Accounting in the United Kingdom ('the Code').

In preparing the Statement of Accounts as set out in this document, I certify that I have:

- selected suitable accounting policies and applied them consistently;
- made judgements and estimates that were reasonable and prudent;
- complied with the CIPFA Local Authority Code of Practice.

I certify that I have also:

- kept proper accounting records which were up to date;
- taken reasonable steps for the prevention and detection of fraud and other irregularities.

The Statement of Accounts gives a true and fair view of the financial position of the Authority at the accounting date and its income and expenditure for the year ended 31 March 2022.

D. Austin

David Austin

Acting Executive Director for Corporate Resources (S151)
09 August 2023

INDEPENDENT AUDITOR'S REPORTS TO THE MEMBERS OF LONDON BOROUGH OF LEWISHAM

Independent auditor's report to the members of London Borough of Lewisham

Report on the Audit of the Financial Statements

Opinion on financial statements

We have audited the financial statements of London Borough of Lewisham (the 'Authority') and its subsidiaries (the 'group') for the year ended 31 March 2022, which comprise the Comprehensive Income and Expenditure Statement, the Movement in Reserves Statement, the Balance Sheet, the Cash Flow Statement, the Housing Revenue Account Comprehensive Income and Expenditure Account, Housing Revenue Account Statement Movement in Reserves Statement, the Collection Fund Statement, the Group Comprehensive Income and Expenditure Statement, the Group Movement in Reserves Statement, the Group Balance Sheet and the Group Cash Flow Statement and notes to the financial statements, including a summary of significant accounting policies. The financial reporting framework that has been applied in their preparation is applicable law and the CIPFA/LASAAC Code of practice on local authority accounting in the United Kingdom 2021/22.

In our opinion, the financial statements:

- give a true and fair view of the financial position of the group and of the Authority as at 31 March 2022 and of the group's expenditure and income and the Authority's expenditure and income for the year then ended;
- have been properly prepared in accordance with the CIPFA/LASAAC Code of practice on local authority accounting in the United Kingdom 2021/22; and
- have been prepared in accordance with the requirements of the Local Audit and Accountability Act 2014.

Basis for opinion

We conducted our audit in accordance with International Standards on Auditing (UK) (ISAs (UK)) and applicable law, as required by the Code of Audit Practice (2020) ("the Code of Audit Practice") approved by the Comptroller and Auditor General. Our responsibilities under those standards are further described in the 'Auditor's responsibilities for the audit of the financial statements' section of our report. We are independent of the group and the Authority in accordance with the ethical requirements that are relevant to our audit of the financial statements in the UK, including the FRC's Ethical Standard, and we have fulfilled our other ethical responsibilities in accordance with these requirements. We believe that the audit evidence we have obtained is sufficient and appropriate to provide a basis for our opinion.

Conclusions relating to going concern

We are responsible for concluding on the appropriateness of the Executive Director for Corporate Resources' use of the going concern basis of accounting and, based on the audit evidence obtained, whether a material uncertainty exists related to events or conditions that may cast significant doubt on the Authority or group's ability to continue as a going concern. If we conclude that a material uncertainty exists, we are required to draw attention in our report to the related disclosures in the financial statements or, if such disclosures are inadequate, to modify the auditor's opinion. Our conclusions are based on the audit evidence obtained up to the date of our report. However, future events or conditions may cause the Authority or the group to cease to continue as a going concern.

In our evaluation of the Executive Director for Corporate Resources' conclusions, and in accordance with the expectation set out within the CIPFA/LASAAC Code of practice on local authority accounting in the United Kingdom 2021/22 that the Authority and group's financial statements shall be prepared on a going concern basis, we considered the inherent risks associated with the continuation of services provided by the group and the Authority. In doing so we had regard to the guidance provided in Practice Note 10 Audit of financial statements and regularity of public sector bodies in the United Kingdom (Revised 2020) on the application of ISA (UK) 570 Going Concern to public sector entities. We assessed the reasonableness of the basis of preparation used by the group and Authority and the group and Authority's disclosures over the going concern period.

Auditor's Reports

Based on the work we have performed, we have not identified any material uncertainties relating to events or conditions that, individually or collectively, may cast significant doubt on the Authority's or the group's ability to continue as a going concern for a period of at least twelve months from when the financial statements are authorised for issue.

In auditing the financial statements, we have concluded that the Executive Director for Corporate Resources' use of the going concern basis of accounting in the preparation of the financial statements is appropriate.

The responsibilities of the Executive Director for Corporate Resources with respect to going concern are described in the 'Responsibilities of the Authority, Executive Director for Corporate Resources and Those Charged with Governance for the financial statements' section of this report.

Other information

The Executive Director for Corporate Resources is responsible for the other information. The other information comprises the information included in the Statement of Accounts, other than the financial statements, and our auditor's report thereon and our auditor's report on the pension fund financial statements. Our opinion on the financial statements does not cover the other information and, except to the extent otherwise explicitly stated in our report, we do not express any form of assurance conclusion thereon.

In connection with our audit of the financial statements, our responsibility is to read the other information and, in doing so, consider whether the other information is materially inconsistent with the financial statements or our knowledge obtained in the audit or otherwise appears to be materially misstated. If we identify such material inconsistencies or apparent material misstatements, we are required to determine whether there is a material misstatement in the financial statements or a material misstatement of the other information. If, based on the work we have performed, we conclude that there is a material misstatement of the other information, we are required to report that fact.

We have nothing to report in this regard.

Other information we are required to report on by exception under the Code of Audit Practice

Under the Code of Audit Practice published by the National Audit Office in April 2020 on behalf of the Comptroller and Auditor General (the Code of Audit Practice) we are required to consider whether the Annual Governance Statement does not comply with 'delivering good governance in Local Government Framework 2016 Edition' published by CIPFA and SOLACE or is misleading or inconsistent with the information of which we are aware from our audit. We are not required to consider whether the Annual Governance Statement addresses all risks and controls or that risks are satisfactorily addressed by internal controls.

We have nothing to report in this regard.

Opinion on other matters required by the Code of Audit Practice

In our opinion, based on the work undertaken in the course of the audit of the financial statements and our knowledge of the Authority, the other information published together with the financial statements in the Statement of Accounts for the financial year for which the financial statements are prepared is consistent with the financial statements.

Matters on which we are required to report by exception

Under the Code of Audit Practice, we are required to report to you if:

- we issue a report in the public interest under section 24 of the Local Audit and Accountability Act 2014 in the course of, or at the conclusion of the audit; or
- we make a written recommendation to the Authority under section 24 of the Local Audit and Accountability Act 2014 in the course of, or at the conclusion of the audit; or
- we make an application to the court for a declaration that an item of account is contrary to law under Section 28 of the Local Audit and Accountability Act 2014 in the course of, or at the conclusion of the audit; or;

Auditor's Reports

- we issue an advisory notice under Section 29 of the Local Audit and Accountability Act 2014 in the course of, or at the conclusion of the audit; or
- we make an application for judicial review under Section 31 of the Local Audit and Accountability Act 2014, in the course of, or at the conclusion of the audit.

We have nothing to report in respect of the above matters

Responsibilities of the Authority, the Executive Director for Corporate Resources and Those Charged with Governance for the financial statements

As explained in the Statement of Responsibilities, the Authority is required to make arrangements for the proper administration of its financial affairs and to secure that one of its officers has the responsibility for the administration of those affairs. In this authority, that officer is the Executive Director for Corporate Resources. The Executive Director for Corporate Resources is responsible for the preparation of the Statement of Accounts, which includes the financial statements, in accordance with proper practices as set out in the CIPFA/LASAAC Code of practice on local authority accounting in the United Kingdom 2021/22, for being satisfied that they give a true and fair view, and for such internal control as the Executive Director for Corporate Resources determines is necessary to enable the preparation of financial statements that are free from material misstatement, whether due to fraud or error.

In preparing the financial statements, the Executive Director for Corporate Resources is responsible for assessing the Authority's and the group's ability to continue as a going concern, disclosing, as applicable, matters related to going concern and using the going concern basis of accounting unless there is an intention by government that the services provided by the Authority and the group will no longer be provided.

The Audit and Risk Committee is Those Charged with Governance. Those Charged with Governance are responsible for overseeing the Authority's financial reporting process.

Auditor's responsibilities for the audit of the financial statements

Our objectives are to obtain reasonable assurance about whether the financial statements as a whole are free from material misstatement, whether due to fraud or error, and to issue an auditor's report that includes our opinion. Reasonable assurance is a high level of assurance but is not a guarantee that an audit conducted in accordance with ISAs (UK) will always detect a material misstatement when it exists. Misstatements can arise from fraud or error and are considered material if, individually or in the aggregate, they could reasonably be expected to influence the economic decisions of users taken on the basis of these financial statements.

A further description of our responsibilities for the audit of the financial statements is located on the Financial Reporting Council's website at: www.frc.org.uk/auditorsresponsibilities. This description forms part of our auditor's report.

Explanation as to what extent the audit was considered capable of detecting irregularities, including fraud

Irregularities, including fraud, are instances of non-compliance with laws and regulations. We design procedures in line with our responsibilities, outlined above, to detect material misstatements in respect of irregularities, including fraud. Owing to the inherent limitations of an audit, there is an unavoidable risk that material misstatements in the financial statements may not be detected, even though the audit is properly planned and performed in accordance with the ISAs (UK).

The extent to which our procedures are capable of detecting irregularities, including fraud is detailed below:

- We obtained an understanding of the legal and regulatory frameworks that are applicable to the group and Authority and determined that the most significant, which are directly relevant to specific assertions in the financial statements, are those related to the reporting frameworks (international accounting standards as interpreted and adapted by the CIPFA/LASAAC Code of practice on local authority accounting in the United Kingdom 2021/22, the Local Government Act 1972, the Local Government and Housing Act 1989, the Local Government Finance Act 1988 (as amended by the Local Government Finance Act 1992), the Local Government Finance Act 2012, the Local Audit and

Auditor's Reports

Accountability Act 2014, the Accounts and Audit Regulations 2015 and the Local Government Act 2003.

- We enquired of senior officers and the Audit and Risk Committee, concerning the group and Authority's policies and procedures relating to:
 - the identification, evaluation and compliance with laws and regulations;
 - the detection and response to the risks of fraud; and
 - the establishment of internal controls to mitigate risks related to fraud or non-compliance with laws and regulations.
- We enquired of senior officers, internal audit and the Audit Panel, whether they were aware of any instances of non-compliance with laws and regulations or whether they had any knowledge of actual, suspected or alleged fraud.
- We assessed the susceptibility of the Authority and group's financial statements to material misstatement, including how fraud might occur, by evaluating officers' incentives and opportunities for manipulation of the financial statements. This included the evaluation of the risk of management override of controls. We determined that the principal risks were in relation to:
 - journal entries posted which met a range of criteria determined during the course of the audit, in particular those posted around the reporting date which had an impact on the Comprehensive Income and Expenditure Statement, and
 - accounting estimates made in respect of the valuation of assets and liabilities in the Balance Sheet
- Our audit procedures involved:
 - evaluation of the design effectiveness of controls that the Executive Director for Corporate Resources has in place to prevent and detect fraud;
 - journal entry testing, with a focus on entries meeting the risk criteria determined by the audit team;
 - challenging assumptions and judgements made by management in its significant accounting estimates in respect of valuation of land and buildings including council dwellings, and the valuation of the defined benefit pensions asset valuations;
 - assessing the extent of compliance with the relevant laws and regulations as part of our procedures on the related financial statement item
- These audit procedures were designed to provide reasonable assurance that the financial statements were free from fraud or error. The risk of not detecting a material misstatement due to fraud is higher than the risk of not detecting one resulting from error and detecting irregularities that result from fraud is inherently more difficult than detecting those that result from error, as fraud may involve collusion, deliberate concealment, forgery or intentional misrepresentations. Also, the further removed non-compliance with laws and regulations is from events and transactions reflected in the financial statements, the less likely we would become aware of it.
- The team communications in respect of potential non-compliance with relevant laws and regulations, including the potential for fraud in revenue and expenditure recognition, and the significant accounting estimates related to valuation of land and buildings, including council dwellings and investment property, and the valuation of the net defined pensions asset.
- Our assessment of the appropriateness of the collective competence and capabilities of the group and Authority's engagement team included consideration of the engagement team's:
 - understanding of, and practical experience with audit engagements of a similar nature and complexity through appropriate training and participation
 - knowledge of the local government sector
 - understanding of the legal and regulatory requirements specific to the Authority and group including:
 - the provisions of the applicable legislation
 - guidance issued by CIPFA, LASAAC and SOLACE

Auditor's Reports

- the applicable statutory provisions.
- In assessing the potential risks of material misstatement, we obtained an understanding of:
 - the Authority and group's operations, including the nature of its income and expenditure and its services and of its objectives and strategies to understand the classes of transactions, account balances, expected financial statement disclosures and business risks that may result in risks of material misstatement.
 - The Authority and group's control environment, including the policies and procedures implemented by the Authority and group to ensure compliance with the requirements of the financial reporting framework.

Report on other legal and regulatory requirements – the Authority's arrangements for securing economy, efficiency and effectiveness in its use of resources

Matter on which we are required to report by exception – the Authority's arrangements for securing economy, efficiency and effectiveness in its use of resources

Under the Code of Audit Practice, we are required to report to you if, in our opinion, we have not been able to satisfy ourselves that the Authority has made proper arrangements for securing economy, efficiency and effectiveness in its use of resources for the year ended 31 March 2022.

We have nothing to report in respect of the above matter

Responsibilities of the Authority

The Authority is responsible for putting in place proper arrangements for securing economy, efficiency and effectiveness in its use of resources, to ensure proper stewardship and governance, and to review regularly the adequacy and effectiveness of these arrangements.

Auditor's responsibilities for the review of the Authority's arrangements for securing economy, efficiency and effectiveness in its use of resources

We are required under Section 20(1)(c) of the Local Audit and Accountability Act 2014 to be satisfied that the Authority has made proper arrangements for securing economy, efficiency and effectiveness in its use of resources. We are not required to consider, nor have we considered, whether all aspects of the Authority's arrangements for securing economy, efficiency and effectiveness in its use of resources are operating effectively.

We have undertaken our review in accordance with the Code of Audit Practice, having regard to the guidance issued by the Comptroller and Auditor General in December 2021. This guidance sets out the arrangements that fall within the scope of 'proper arrangements'. When reporting on these arrangements, the Code of Audit Practice requires auditors to structure their commentary on arrangements under three specified reporting criteria:

- Financial sustainability: how the Authority plans and manages its resources to ensure it can continue to deliver its services;
- Governance: how the Authority ensures that it makes informed decisions and properly manages its risks; and
- Improving economy, efficiency and effectiveness: how the Authority uses information about its costs and performance to improve the way it manages and delivers its services.

We documented our understanding of the arrangements the Authority has in place for each of these three specified reporting criteria, gathering sufficient evidence to support our risk assessment and commentary in our Auditor's Annual Report. In undertaking our work, we have considered whether there is evidence to suggest that there are significant weaknesses in arrangements.

Auditor's Reports

Report on other legal and regulatory requirements – Audit certificate

We certify that we have completed the audit of London Borough of Lewisham for the year ended 31 March 2022 in accordance with the requirements of the Local Audit and Accountability Act 2014 and the Code of Audit Practice.

Use of our report

This report is made solely to the members of the Authority, as a body, in accordance with Part 5 of the Local Audit and Accountability Act 2014 and as set out in paragraph 43 of the Statement of Responsibilities of Auditors and Audited Bodies published by Public Sector Audit Appointments Limited]. Our audit work has been undertaken so that we might state to the Authority's members those matters we are required to state to them in an auditor's report and for no other purpose. To the fullest extent permitted by law, we do not accept or assume responsibility to anyone other than the Authority and the Authority's members as a body, for our audit work, for this report, or for the opinions we have formed.

Signature: ***Joanne Brown***

Joanne Brown, Key Audit Partner

for and on behalf of Grant Thornton UK LLP, Local Auditor

London

11 August 2023

Auditor's Reports

Independent auditor's report to the members of London Borough of Lewisham on the pension fund financial statements of London Borough of Lewisham Pension Fund

Opinion

We have audited the financial statements of Lewisham Pension Fund (the 'Pension Fund') administered by London Borough of Lewisham (the 'Authority') for the year ended 31 March 2022 which comprise the Fund Account, the Net Assets Statement and notes to the pension fund financial statements, including a summary of significant accounting policies. The financial reporting framework that has been applied in their preparation is applicable law and the CIPFA/LASAAC Code of practice on local authority accounting in the United Kingdom 2021/22.

In our opinion, the financial statements:

- give a true and fair view of the financial transactions of the Pension Fund during the year ended 31 March 2022 and of the amount and disposition at that date of the fund's assets and liabilities;
- have been properly prepared in accordance with the CIPFA/LASAAC Code of practice on local authority accounting in the United Kingdom 2021/22; and
- have been prepared in accordance with the requirements of the Local Audit and Accountability Act 2014.

Basis for opinion

We conducted our audit in accordance with International Standards on Auditing (UK) (ISAs (UK)) and applicable law, as required by the Code of Audit Practice (2020) ("the Code of Audit Practice") approved by the Comptroller and Auditor General. Our responsibilities under those standards are further described in the 'Auditor's responsibilities for the audit of the financial statements' section of our report. We are independent of the Authority in accordance with the ethical requirements that are relevant to our audit of the Pension Fund's financial statements in the UK, including the FRC's Ethical Standard, and we have fulfilled our other ethical responsibilities in accordance with these requirements. We believe that the audit evidence we have obtained is sufficient and appropriate to provide a basis for our opinion.

Conclusions relating to going concern

We are responsible for concluding on the appropriateness of the Executive Director of Corporate Resources' use of the going concern basis of accounting and, based on the audit evidence obtained, whether a material uncertainty exists related to events or conditions that may cast significant doubt on the Pension Fund's ability to continue as a going concern. If we conclude that a material uncertainty exists, we are required to draw attention in our report to the related disclosures in the financial statements or, if such disclosures are inadequate, to modify the auditor's opinion. Our conclusions are based on the audit evidence obtained up to the date of our report. However, future events or conditions may cause the Pension Fund to cease to continue as a going concern.

In our evaluation of the Executive Director of Corporate Resources' conclusions, and in accordance with the expectation set out within the CIPFA/LASAAC Code of practice on local authority accounting in the United Kingdom 2021/22 that the Pension Fund's financial statements shall be prepared on a going concern basis, we considered the inherent risks associated with the continuation of services provided by the Pension Fund. In doing so we had regard to the guidance provided in Practice Note 10 Audit of financial statements and regularity of public sector bodies in the United Kingdom (Revised 2020) on the application of ISA (UK) 570 Going Concern to public sector entities. We assessed the reasonableness of the basis of preparation used by the Authority in the Pension Fund financial statements and the disclosures in the Pension Fund financial statements over the going concern period.

Based on the work we have performed, we have not identified any material uncertainties relating to events or conditions that, individually or collectively, may cast significant doubt on the Pension Fund's ability to continue as a going concern for a period of at least twelve months from when the financial statements are authorised for issue.

In auditing the financial statements, we have concluded that the Executive Director of Corporate Resources' use of the going concern basis of accounting in the preparation of the Pension Fund financial statements is appropriate.

The responsibilities of the Executive Director of Corporate Resources with respect to going concern are described in the 'Responsibilities of the Authority, the Executive Director of Resources and Those Charged with Governance for the financial statements' section of this report.

Auditor's Reports

Other information

The Executive Director of Corporate Resources is responsible for the other information. The other information comprises the information included in the Statement of Accounts other than the Pension Fund's financial statements, our auditor's report thereon, and our auditor's report on the Authority's financial statements. Our opinion on the Pension Fund's financial statements does not cover the other information and, except to the extent otherwise explicitly stated in our report, we do not express any form of assurance conclusion thereon.

In connection with our audit of the Pension Fund's financial statements, our responsibility is to read the other information and, in doing so, consider whether the other information is materially inconsistent with the Pension Fund's financial statements or our knowledge of the Pension Fund obtained in the audit or otherwise appears to be materially misstated. If we identify such material inconsistencies or apparent material misstatements, we are required to determine whether there is a material misstatement in the Pension Fund financial statements or a material misstatement of the other information. If, based on the work we have performed, we conclude that there is a material misstatement of the other information, we are required to report that fact.

We have nothing to report in this regard.

Opinion on other matter required by the Code of Audit Practice (2020) published by the National Audit Office on behalf of the Comptroller and Auditor General (the Code of Audit Practice)

In our opinion, based on the work undertaken in the course of the audit of the Pension Fund's financial statements and our knowledge of the Pension Fund, the other information published together with the Pension Fund's financial statements in the Statement of Accounts, for the financial year for which the financial statements are prepared is consistent with the Pension Fund financial statements.

Matters on which we are required to report by exception

Under the Code of Audit Practice, we are required to report to you if:

- we issue a report in the public interest under section 24 of the Local Audit and Accountability Act 2014 in the course of, or at the conclusion of the audit; or
- we make a written recommendation to the Authority under section 24 of the Local Audit and Accountability Act 2014 in the course of, or at the conclusion of the audit; or
- we make an application to the court for a declaration that an item of account is contrary to law under Section 28 of the Local Audit and Accountability Act 2014 in the course of, or at the conclusion of the audit; or
- we issue an advisory notice under Section 29 of the Local Audit and Accountability Act 2014 in the course of, or at the conclusion of the audit; or
- we make an application for judicial review under Section 31 of the Local Audit and Accountability Act 2014, in the course of, or at the conclusion of the audit.

We have nothing to report in respect of the above matters in relation to the Pension Fund.

Responsibilities of the Authority, the Executive Director of Corporate Resources and Those Charged with Governance for the financial statements

As explained more fully in the Statement of Responsibilities, the Authority is required to make arrangements for the proper administration of its financial affairs and to secure that one of its officers has the responsibility for the administration of those affairs. In this authority, that officer is the Executive Director of Corporate Resources. The Executive Director of Corporate Resources is responsible for the preparation of the Statement of Accounts, which includes the Pension Fund's financial statements, in accordance with proper practices as set out in the CIPFA/LASAAC Code of practice on local authority accounting in the United Kingdom 2021/22, for being satisfied that they give a true and fair view, and for such internal control as the Executive Director of Corporate Resources determines is necessary to enable the preparation of financial statements that are free from material misstatement, whether due to fraud or error.

In preparing the Pension Fund's financial statements, the Executive Director of Corporate Resources is responsible for assessing the Pension Fund's ability to continue as a going concern, disclosing, as applicable, matters related to going concern and using the going concern basis of accounting unless there is an intention by government that the services provided by the Pension Fund will no longer be provided.

The Audit and Risk Committee is Those Charged with Governance for the Pension Fund. Those charged with governance are responsible for overseeing the Authority's financial reporting process.

Auditor's Reports

Auditor's responsibilities for the audit of the financial statements

Our objectives are to obtain reasonable assurance about whether the Pension Fund's financial statements as a whole are free from material misstatement, whether due to fraud or error, and to issue an auditor's report that includes our opinion. Reasonable assurance is a high level of assurance, but is not a guarantee that an audit conducted in accordance with ISAs (UK) will always detect a material misstatement when it exists. Misstatements can arise from fraud or error and are considered material if, individually or in the aggregate, they could reasonably be expected to influence the economic decisions of users taken on the basis of these financial statements.

A further description of our responsibilities for the audit of the financial statements is located on the Financial Reporting Council's website at www.frc.org.uk/auditorsresponsibilities. This description forms part of our auditor's report.

Explanation as to what extent the audit was considered capable of detecting irregularities, including fraud

Irregularities, including fraud, are instances of non-compliance with laws and regulations. We design procedures in line with our responsibilities, outlined above, to detect material misstatements in respect of irregularities, including fraud. Owing to the inherent limitations of an audit, there is an unavoidable risk that material misstatements in the financial statements may not be detected, even though the audit is properly planned and performed in accordance with the ISAs (UK).

The extent to which our procedures are capable of detecting irregularities, including fraud is detailed below:

- We obtained an understanding of the legal and regulatory frameworks that are applicable to the Pension Fund and determined that the most significant, which are directly relevant to specific assertions in the financial statements, are those related to the reporting frameworks (international accounting standards as interpreted and adapted by the CIPFA/LASAAC Code of practice on local authority accounting in the United Kingdom 2021/22, The Local Audit and Accountability Act 2014, the Accounts and Audit Regulations 2015, the Public Service Pensions Act 2013, The Local government Pension Scheme Regulations 2013 and the Local Government Pension Scheme (Management and Investment of Funds) Regulations 2016).
- We enquired of senior officers and the Audit Panel, concerning the Authority's policies and procedures relating to:
 - the identification, evaluation and compliance with laws and regulations;
 - the detection and response to the risks of fraud; and
 - the establishment of internal controls to mitigate risks related to fraud or non-compliance with laws and regulations.
- We enquired of senior officers, internal audit and the Audit Panel, whether they were aware of any instances of non-compliance with laws and regulations or whether they had any knowledge of actual, suspected or alleged fraud.
- We assessed the susceptibility of the Pension Fund's financial statements to material misstatement, including how fraud might occur, by evaluating officers' incentives and opportunities for manipulation of the financial statements. This included the evaluation of the risk of management override of controls. We determined that the principal risks were in relation to:
 - journal entries posted which met a range of criteria determined during the course of the audit, in particular those posted around the reporting date which had an impact on the fund's financial position, and
 - accounting estimates made in respect of the valuation of investment assets including the valuation of level 3 investments.
- Our audit procedures involved:
 - evaluation of the design effectiveness of controls that the Executive Director of Corporate Resources has in place to prevent and detect fraud;
 - journal entry testing, with a focus on entries meeting the criteria determined by the audit team;
 - challenging assumptions and judgements made by management in its significant accounting estimates in respect of the valuation of level 3 investments, and the IAS 28 pensions asset valuations;
 - assessing the extent of compliance with the relevant laws and regulations as part of our procedures on the related financial statement item.

Auditor's Reports

- These audit procedures were designed to provide reasonable assurance that the financial statements were free from fraud or error. The risk of not detecting a material misstatement due to fraud is higher than the risk of not detecting one resulting from error and detecting irregularities that result from fraud is inherently more difficult than detecting those that result from error, as fraud may involve collusion, deliberate concealment, forgery or intentional misrepresentations. Also, the further removed non-compliance with laws and regulations is from events and transactions reflected in the financial statements, the less likely we would become aware of it.
- The team communications in respect of potential non-compliance with relevant laws and regulations, including the potential for fraud in revenue and expenditure recognition, the significant accounting estimates related to the valuation of level 3 investments, and the IAS 28 pensions asset valuation.
- Our assessment of the appropriateness of the collective competence and capabilities of the engagement team included consideration of the engagement team's:
 - understanding of, and practical experience with audit engagements of a similar nature and complexity through appropriate training and participation
 - knowledge of the local government pensions sector
 - understanding of the legal and regulatory requirements specific to the Pension Fund including:
 - the provisions of the applicable legislation
 - guidance issued by CIPFA, LASAAC and SOLACE
 - the applicable statutory provisions.
- In assessing the potential risks of material misstatement, we obtained an understanding of:
 - the Pension Fund's operations, including the nature of its income and expenditure and its services and of its objectives and strategies to understand the classes of transactions, account balances, expected financial statement disclosures and business risks that may result in risks of material misstatement.
 - the Authority's control environment, including the policies and procedures implemented by the Authority to ensure compliance with the requirements of the financial reporting framework.

Use of our report

This report is made solely to the members of the Authority, as a body, in accordance with Part 5 of the Local Audit and Accountability Act 2014 and as set out in paragraph 43 of the Statement of Responsibilities of Auditors and Audited Bodies published by Public Sector Audit Appointments Limited.

Our audit work has been undertaken so that we might state to the Authority's members those matters we are required to state to them in an auditor's report and for no other purpose. To the fullest extent permitted by law, we do not accept or assume responsibility to anyone other than the Authority and the Authority's members as a body, for our audit work, for this report, or for the opinions we have formed.

Joanne Brown

Joanne Brown, Key Audit Partner

for and on behalf of Grant Thornton UK LLP, Local Auditor

London

11 August 2023

Core Financial Statements

SECTION 1 - CORE FINANCIAL STATEMENTS

COMPREHENSIVE INCOME AND EXPENDITURE STATEMENT FOR THE YEAR ENDING 31 MARCH 2022

Restated							
2020/21			2021/22				
Gross Expenditure £000s	Gross Income £000s	Net Expenditure £000s		Gross Expenditure £000s	Gross Income £000s	Net Expenditure £000s	Note
			SERVICE				
450,726	(352,975)	97,751	Children & Young People Directorate	450,964	(377,893)	73,071	
201,559	(122,443)	79,116	Community Services Directorate	207,061	(120,446)	86,615	
148,787	(85,150)	63,637	Housing, Regeneration & Public Realm Directorate	130,791	(95,593)	35,198	
223,698	(183,646)	40,052	Corporate Services Directorate	218,738	(177,634)	41,104	
12,489	(576)	11,913	Chief Executive Directorate	13,604	(1,076)	12,528	
98,972	(97,210)	1,762	HRA	99,590	(111,480)	(11,890)	
16,721	(26,884)	(10,163)	Corporate Provisions	7,800	(6,229)	1,571	
1,152,952	(868,884)	284,068	Cost of Services	1,128,548	(890,351)	238,197	1
			Other Operating Expenditure				
37,206	(6,832)	30,374	(Gain) / Loss on the disposal and de-recognition of non-current assets	38,721	0	38,721	
1,706	0	1,706	Levies	1,702	0	1,702	7
1,939	0	1,939	Contribution of housing capital receipts to Government Pool	1,940	0	1,940	19
40,851	(6,832)	34,019		42,363	0	42,363	
			Financing and Investment Income and Expenditure				
31,713	0	31,713	Interest payable and similar charges	31,031	0	31,031	
0	(3,164)	(3,164)	Interest and Investment Income	0	(1,611)	(1,611)	
21,120		21,120	Loss of Control of Assets	0	0	0	
39,190	(27,088)	12,102	Net interest on the net defined benefit liability	43,123	(27,240)	15,883	37
92,023	(30,252)	61,771		74,154	(28,851)	45,303	
			Taxation and non-specific Grant Income				
0	(118,065)	(118,065)	Income from Council Tax	0	(119,787)	(119,787)	
0	(85,163)	(85,163)	General Government Grants	0	(32,686)	(32,686)	30
0	(36,508)	(36,508)	Recognised Capital Grants and Contributions	0	(19,839)	(19,839)	
0	(95,735)	(95,735)	Non-Domestic Rates income and expenditure	0	(94,056)	(94,056)	
0	(335,471)	(335,471)		0	(266,368)	(266,368)	
			Deficit/ (Surplus) on provision of services			59,495	1
		44,387					
		(101,373)	Surplus on revaluation of non-current assets			(102,702)	21
		232,272	Remeasurement of the net defined benefit liability			(252,053)	20, 37
		130,899	Other Comprehensive Income and Expenditure			(354,755)	
		175,286	Total Comprehensive Income and Expenditure			(295,260)	

LEWISHAM STATEMENT OF ACCOUNTS 2021/22

Core Financial Statements

MOVEMENT IN RESERVES STATEMENT - YEAR ENDING 31 MARCH 2022

YEAR YEAR ENDING 31 MARCH 2022	General Fund Balance £000	Earmarked Gen Fund Reserves £000	Sub-Total General Fund £000	Housing Revenue Account £000	Major Repairs Reserve £000	Capital Receipts Reserve £000	Capital Grants Unapplied £000	Total Usable Reserves £000	Unusable Reserves £000	Total Council Reserves £000	Note
Balance at 01 April 2021 Brought Forward	20,000	220,659	240,659	74,978	1,884	58,296	26,605	402,422	1,416,855	1,819,277	
Movement in Reserves during 2021/22											
Surplus or (Deficit) on the provision of services	(25,056)	0	(25,056)	(34,439)	0	0	0	(59,495)	0	(59,495)	
Other Comprehensive Income and Expenditure	0	0	0	0	0	0	0	0	354,755	354,755	21, 22
Total Comprehensive Income and Expenditure	(25,056)	0	(25,056)	(34,439)	0	0	0	(59,495)	354,755	295,260	
Adjustments between accounting basis and funding basis under regulations	35,737	0	35,737	(10,224)	(1,884)	6,091	3,767	33,487	(33,487)	0	8
Net Increase / (Decrease) before Transfers to Earmarked Reserves	10,681	0	10,681	(44,663)	(1,884)	6,091	3,767	(26,008)	321,268	295,260	
Transfers to / (from) Reserves	(10,681)	10,681	0	0	0	0	0	0	0	0	
Increase / (Decrease) in 2021/22	0	10,681	10,681	(44,663)	(1,884)	6,091	3,767	(26,008)	321,268	295,260	
Balance at 31 March 2022 Carried Forward	20,000	231,340	251,340	30,315	0	64,387	30,372	376,414	1,738,123	2,114,537	
Note		9		HRA 15	HRA 14	19					

LEWISHAM STATEMENT OF ACCOUNTS 2021/22

Core Financial Statements

MOVEMENT IN RESERVES STATEMENT - YEAR ENDING 31 MARCH 2021

Restated											
YEAR ENDING 31 MARCH 2021	General Fund Balance £000	Earmarked Gen Fund Reserves £000	Sub-Total General Fund £000	Housing Revenue Account £000	Major Repairs Reserve £000	Capital Receipts Reserve £000	Capital Grants Unapplied £000	Total Usable Reserves £000	Unusable Reserves £000	Total Council Reserves £000	Note
Balance at 01 April 2020 Brought Forward	20,000	151,122	171,122	84,281	16,463	61,368	23,626	356,860	1,637,703	1,994,563	
Movement in Reserves during 2020/21											
Surplus or (Deficit) on the provision of services	(5,190)	0	(5,190)	(39,197)	0	0	0	(44,387)	0	(44,387)	
Other Comprehensive Income and Expenditure	0	0	0	0	0	0	0	0	(130,899)	(130,899)	21, 22
Total Comprehensive Income and Expenditure	(5,190)	0	(5,190)	(39,197)	0	0	0	(44,387)	(130,899)	(175,286)	
Adjustments between accounting basis and funding basis under regulations	74,727	0	74,727	29,894	(14,579)	(3,072)	2,979	89,949	(89,949)	0	8
Net Increase / (Decrease) before Transfers to Earmarked Reserves	69,537	0	69,537	(9,303)	(14,579)	(3,072)	2,979	45,562	(220,848)	(175,286)	
Transfers to / (from) Earmarked Reserves	(69,537)	69,537	0	0	0	0	0	0	0	0	
Increase / (Decrease) in 2020/21	0	69,537	69,537	(9,303)	(14,579)	(3,072)	2,979	45,562	(220,848)	(175,286)	
Balance at 31 March 2021 Carried Forward	20,000	220,659	240,659	74,978	1,884	58,296	26,605	402,422	1,416,855	1,819,277	
Note		9		HRA 15	HRA 14	19					

Core Financial Statements

BALANCE SHEET AS AT 31 MARCH 2022

Restated 31/03/2021 £000		31/03/2022 £000	Note
	<u>Property, Plant & Equipment</u>		
1,393,428	Council Dwellings	1,413,440	10b, HRA 1a, 9
1,064,692	Other Land and Buildings	1,106,877	10b
28,785	Vehicles, Plant, Furniture and Equipment	27,001	10b
109,064	Infrastructure	103,286	10c
5,295	Community Assets	5,199	10b
52,244	Surplus Assets not Held for Sale	60,856	10b
69,923	Assets under Construction	123,671	10b
2,723,431		2,840,330	
928	Heritage Assets	955	41
1,924	Long Term Investments	1,873	
56,237	Long Term Debtors	59,520	14a
2,782,520	Total Long Term Assets	2,902,678	
313,327	Short Term Investments	275,247	12
188	Inventories	180	
80,677	Debtors	67,505	14b
78,676	Cash and Cash Equivalents	117,639	15
3,786	Prepayments	3,102	
476,654	Current Assets	463,673	
1,039	Bank Overdraft	5,932	15
2,073	Short Term Borrowing	3,006	12
21,644	Provisions (Less than 1 year)	15,594	18
117,814	Creditors	157,247	16
80,731	Receipts in Advance	69,044	17
9,302	PFI Liabilities due within one year	10,158	34d
232,603	Current Liabilities	260,981	
3,026,571	Total Assets less Current Liabilities	3,105,370	
222,784	Long Term Borrowing	221,646	12
8,052	Provisions (More than 1 year)	5,676	18
202,138	Deferred PFI Liabilities	193,246	34d
2,989	Capital Grants Receipts in Advance	3,320	
290	Other Long Term Liabilities	937	
771,041	Liability related to defined benefit pension scheme	566,008	20, 37
1,207,294	Long Term Liabilities	990,833	
1,819,277	NET ASSETS	2,114,537	
	Usable Reserves		
20,000	General Fund Balance	20,000	
220,659	Earmarked Revenue Reserves	231,340	9
74,978	Housing Revenue Account	30,315	HRA 15
1,884	Major Repairs Reserve	0	HRA 14
58,296	Usable Capital Receipts Reserve	64,387	19
26,605	Capital Grants Unapplied	30,372	42
402,422		376,414	
	Unusable Reserves		
1,209,588	Revaluation Reserve	1,288,111	21
1,044,137	Capital Adjustment Account	1,087,629	22
93	Deferred Capital Receipts	93	
(33,834)	Financial Instruments Adjustment Account	(32,981)	12e
(771,041)	Pensions Reserve	(566,008)	20, 37
(21,141)	Collection Fund Adjustment Account	(11,300)	Coll Fd 3
(2,375)	DSG Unusable Reserve	(8,866)	29
(8,572)	Short Term Compensated Absences Account	(18,555)	
1,416,855		1,738,123	
1,819,277	TOTAL RESERVES	2,114,537	

Certification by the Executive Director of Corporate Resources

<i>D. Austin</i>	David Austin – Acting Executive Director of Corporate Resources (S151) 09 August 2023
------------------	--

Core Financial Statements

CASH FLOW STATEMENT FOR THE YEAR ENDING 31 MARCH 2022

Restated 2020/21 £000s		2021/22 £000s	Note
(44,387)	Net surplus or (deficit) on the provision of services	(59,495)	
195,017	Adjustment to surplus or deficit on the provision of services for non-cash movements	160,508	43
(50,403)	Adjustment for items included in the net surplus or deficit on the provision of services that are investing and financing activities	(40,307)	44
100,227	Net Cash flows from Operating Activities	60,706	
(98,278)	Net Cash flows from Investing Activities	(35,512)	46
(37,154)	Net Cash flows from Financing Activities	8,876	47
(35,205)	Net Increase or (decrease) in Cash and Cash Equivalents	34,070	
112,842	Cash and Cash Equivalents at the beginning of the reporting period	77,637	15
77,637	Cash and Cash Equivalents at the end of the reporting period	111,707	15

SECTION 2 - STATEMENT OF ACCOUNTING POLICIES

1. GENERAL PRINCIPLES

The Council is required to prepare an annual Statement of Accounts by the Accounts and Audit (England) Regulations 2015 (as amended for the Accounts and Audit (Amendment) Regulations 2021), which require them to be prepared in accordance with proper accounting practices. These practices primarily comprise the Code of Practice on Local Authority Accounting in the United Kingdom 2021/22 and the SERCOP 2021/22, both published by CIPFA, and based on IFRS and statutory guidance under Section 12 of the Local Government Act 2003 (see Glossary for definitions). The accounting convention adopted in the Statement of Accounts is principally historic cost, modified by the revaluation of certain categories of non-current assets and financial instruments. The Statement of Accounts has been prepared on a 'going concern' basis (in other words, on the expectation that the Council will continue to operate in its current form for the foreseeable future).

2. CHANGES IN ACCOUNTING ESTIMATES AND ACCOUNTING POLICIES, MATERIAL ERRORS AND PRIOR PERIOD ADJUSTMENTS

Changes in accounting estimates are accounted for prospectively, i.e. in the current and future years affected by the change and do not give rise to a prior period adjustment. Prior period adjustments may arise from a change in an accounting policy or to correct a material error. Changes in accounting policies are only made when required by proper accounting practices or the change provides more reliable or relevant information about the effect of transactions, other events and conditions on the Council's financial position or financial performance. Where a change is made, it is applied retrospectively (unless stated otherwise) by adjusting opening balances and comparative amounts for the prior period as if the new policy had always been applied. Material errors discovered in prior period figures are corrected retrospectively by amending opening balances and comparative amounts for the prior period.

3. ACCRUALS OF INCOME AND EXPENDITURE

The Council's revenue and capital accounts are prepared on an accruals basis. This means that activity is accounted for in the year that it takes place, not simply when cash payments are made or received. In particular:

- Revenue from contracts with service recipients, whether for services or the provision of goods, is recognised when (or as) the goods or services are transferred to the service recipient in accordance with the performance obligations in the contract.
- Expenditure on supplies is accounted for when they are used. When there is a significant gap between the date on which supplies are received and the date of their use, and the value is material, they are carried as inventories on the Balance Sheet.
- Expenditure in relation to services received (including those provided by employees) is accounted for as expenditure when the services are received rather than when payments are made.
- Interest receivable on investments and payable on borrowings is accounted for respectively as income and expenditure on the basis of the effective interest rate for the relevant financial instrument rather than the cash flows fixed or determined by the contract.
- Where revenue and expenditure have been recognised in the accounts, but cash has not been received or paid, a debtor or creditor for the amount is recorded in the Balance Sheet. Where it is likely that debts may not be settled, a charge is made to revenue for the income that might not be collected and the debtor is impaired.
- Revenue from the sale of goods is recognised when the Council transfers the significant risks and rewards of ownership to the purchaser and it is probable that the economic benefits or service potential associated with the transaction will be received by the Council.
- Revenue from the provision of services is recognised when the Council can measure reliably the percentage of completion of the transaction and it is probable that the economic benefits or service potential associated with the transaction will be received by the Council.

Statement of Accounting Policies

- Revenue from Council Tax, Non-Domestic Rates and rents is accounted for in the year it is due.
- The Council has a de-minimis level in accounting for manual accruals of £5,000. However, this does not mean that all transactions below this value will not be accrued as they may form part of feeder file accruals (where the file is over £5k) or where similar transactions below £5k add up to a total above £5k.

4. EXCEPTIONAL ITEMS

Where items of expenditure and income are material, their nature and amount are disclosed separately, either in the Comprehensive Income and Expenditure Statement (the "CIES") or in a note to the accounts, depending on their significance.

5. FOREIGN CURRENCY TRANSLATION

Where the Council has entered into a foreign currency transaction, it is converted into sterling at the exchange rate prevailing on the transaction date. Where amounts are outstanding at year end, they are converted at the exchange rate on 31 March. Any material gains or losses are charged to the Financing and Investment Income and Expenditure line in the CIES.

6. VALUE ADDED TAX (VAT)

Income and Expenditure excludes any amounts related to VAT, unless it is irrecoverable from Her Majesty's Revenue and Customs. VAT is paid on invoices received and charged to an input tax account and VAT is collected with income and posted to an output tax account. These accounts are reconciled and claims made to HM Revenue and Customs for the net VAT incurred on a monthly basis.

7. EVENTS AFTER THE BALANCE SHEET DATE

Events after the Balance Sheet date are those events, favourable and unfavourable, that occur between the end of the reporting period and the date when the Statement of Accounts is authorised for issue. Two types of events can be identified:-

- those that give evidence of conditions that existed at the end of the reporting period – the Statement of Accounts is adjusted to reflect such events where they are considered to be material;
- those that are indicative of conditions that arose after the reporting period – the Statement of Accounts is not adjusted to reflect such events. However, where they would have a material effect, disclosure is made in the notes of the nature of the event and its estimated financial effect.

Events taking place after the date of authorisation for issue are not reflected in the Statement of Accounts.

8. OVERHEADS AND SUPPORT SERVICES

The costs of overheads and support services are charged to the services where those budgets are controlled, in line with the organisational structure of the Council. However, overheads and support services still continue to be allocated across the benefiting services to cover statutory requirements (for example, between the General Fund and Housing Revenue Account) and for statutory returns to Central Government.

Statement of Accounting Policies

9. GOVERNMENT GRANTS AND CONTRIBUTIONS

Whether paid on account, by instalments or in arrears, government grants and third-party contributions and donations are recognised as due to the Council when there is reasonable assurance that the Council will comply with the conditions attached to the payments, and the grants or contributions will be received. Amounts recognised as due to the Council are not credited to the CIES until conditions attached to the grant or contribution have been satisfied. Conditions are stipulations that specify that the future economic benefits or service potential of the asset acquired using the grant or contribution are required to be consumed by the recipient as specified, or else the future economic benefits or service potential must be returned to the transferor. Amounts received as grants and contributions for which conditions have not been satisfied are carried on the Balance Sheet as receipts in advance. When conditions are satisfied, they are credited to the relevant service line (attributable revenue grants and contributions) or Taxation and Non-Specific Grant Income (non ring-fenced revenue grants and all capital grants) in the CIES.

Where capital grants are credited to the CIES, they are reversed out of the General Fund Balance in the Movement in Reserves Statement (MiRS). Where the grant has yet to be used to finance capital expenditure, it is posted to the Capital Grants Unapplied Reserve. Where it has been applied, it is posted to the Capital Adjustment Account. Amounts in the Capital Grants Unapplied Reserve are transferred to the Capital Adjustment Account once they have been applied to fund capital expenditure.

10. LEASES

Leases are classified as finance leases where the terms of the lease substantially transfer all the risks and rewards incidental to ownership of the property, plant or equipment from the lessor to the lessee. All other leases are classified as operating leases. Where a lease covers both land and buildings, the land and buildings elements are considered separately for classification. Arrangements which do not have the legal status of a lease but convey a right to use an asset in return for payment are accounted for under this policy where the fulfilment of the arrangement is dependent on the use of specific assets.

a) The Council as Lessee

i) Finance Leases

The Council as lessee does not have any finance leases.

ii) Operating Leases

Rentals paid under operating leases are charged to the CIES as expenditure of the services which benefit from the use of the leased asset. Charges are made on a straight-line basis over the life of the lease, even if this does not match the incidence of payments (e.g. where there is a rent-free period).

b) The Council as Lessor

i) Finance Leases

When the Council grants a finance lease over a property or item of plant or equipment, the relevant asset is written out of the Balance Sheet as a disposal. At the commencement of the lease, the carrying amount of the asset in the Balance Sheet is written off to the Other Operating Expenditure line in the CIES as part of the gain or loss on disposal. Any gain, representing the Council's net investment in the lease, is credited to the same line in the CIES as part of the gain or loss on disposal (i.e. netted off against the carrying value of the asset at the time of disposal), matched by a lease asset (long-term debtor) in the Balance Sheet. The gain credited to the CIES on disposal is not permitted by statute to increase the General Fund Balance and is required to be treated as a capital receipt. The written-off value of disposals is not a charge against Council Tax, as the cost of fixed assets is fully provided for under separate arrangements for capital financing. Amounts are therefore appropriated to the Capital Adjustment Account from the General Fund Balance in the MiRS.

Statement of Accounting Policies

Where a premium has been received, this is posted out of the General Fund Balance to the Capital Receipts Reserve in the MiRS. Where the amount due in relation to the lease asset is to be settled by the payment of rentals in future financial years, this is posted out of the General Fund Balance to the Deferred Capital Receipts Reserve in the MiRS. When the future rentals are received, the capital receipt for the disposal of the asset is used to write down the lease debtor, and the associated deferred capital receipt is transferred to the Capital Receipts Reserve.

Lease rentals received are apportioned between a charge for the acquisition of the interest in the property, which is applied to write down the lease debtor (together with any premiums received), and finance income (credited to the Financing and Investment Income and Expenditure line in the CIES).

ii) Operating Leases

Where the Council grants an operating lease over a property or item of plant or equipment, the asset is retained on the Balance Sheet. Rental income is credited to the Other Operating Expenditure line in the CIES on a straight-line basis over the life of the lease, even if this does not match the incidence of payments received.

The implementation of IFRS 16 Leases has been deferred to 1 April 2024 - for further information see Note 2 of Section 3 in these Accounts.

11. INVENTORIES (STOCK)

Highways and fleet stores are valued and included in the Balance Sheet at cost price as a proxy for average price. Revenue accounts are charged with the cost of obsolescent stock written off.

12. LONG TERM CONTRACTS

Long term contracts are accounted for on the basis of charging the Surplus or Deficit on the Provision of Services with the value of works and services received under the contract during the financial year.

13. EMPLOYEE BENEFITS

a) Benefits Payable during Employment

Short-term employee benefits are those which are settled within 12 months of the year-end. They include salaries, paid annual leave and sick leave for current employees and are recognised as an expense in the year in which employees render their services to the Council. An accrual is made for the cost of entitlements (or any form of leave) earned by employees, but not taken before the year-end which employees can carry forward into the next financial year. The accrual is made at the salary rates applicable in the year in which the employee takes the benefit. The accrual is charged to the Surplus or Deficit on the Provision of Services, but then reversed out through the MiRS using the Short Term Compensated Absences Account so that holiday benefits are charged to revenue in the financial year in which the holiday absence occurs. This account shows the differences arising on the General Fund Balance from accruing for compensated absences earned but not taken in the year, e.g. annual leave entitlement carried forward at 31 March each year. Statutory requirements are that the impact on Council Tax is reversed through the Account.

b) Termination and Discretionary Benefits

Termination benefits are amounts payable as a result of a decision by the Council to terminate an officer's employment before their normal retirement date. They are charged on an accruals basis to the relevant Service Cost line in the CIES in the year in which the Council is committed to the termination of the employment of the officer. The Council has an approved scheme to make awards of benefits in the event of early retirements which requires a panel to consider and agree proposals on the grounds of redundancy and/or efficiency and applications for voluntary early retirement from employees.

Statement of Accounting Policies

Where termination benefits have involved the enhancement of pensions, statutory provisions require the General Fund balance to be charged with the amount payable by the Council to the pension fund or pensioner in the year, not the amount calculated according to the relevant accounting standards. In the MIRS, appropriations are required to and from the Pensions Reserve to remove the notional debits and credits for pension enhancement termination benefits and replace them with debits for the cash paid to the pension fund and pensioners and any amounts payable but unpaid at the year-end.

The Council also has restricted powers to make discretionary awards of retirement benefits in the event of early retirements. Any liabilities arising as a result of an award to any member of staff (including teachers) are accrued in the year of the decision to make the award and accounted for using the same policies as are applied to the Local Government Pension Scheme.

c) Post-Employment Benefits

Employees of the Council are members of four separate pension schemes:-

- The Teachers' Pension Scheme, administered by Capita Teachers Pensions for the DfE;
- The NHS Pension Scheme, administered by EA Finance NHS Pensions;
- The London Pension Fund administered by the Local Pensions Partnership Limited (LPP) on behalf of the London Pensions Fund Authority (LPFA);
- The Local Government Pension Scheme (LGPS), administered by Lewisham Council.

These schemes provide defined benefits to members (retirement lump sums and pensions), which are earned as they work for the Council.

(i) Teachers' Pension Scheme and the NHS Pension Scheme

These schemes are defined benefit schemes, but are accounted for as if they were defined contributions schemes, since their liabilities cannot be separately identified to individual Local Authorities. No liabilities for future payment of benefits are therefore recognised in the Balance Sheet for these schemes. The CIES is charged with the employer's contributions paid to the schemes during the year.

(ii) London Pension Fund Scheme

This scheme is a defined benefit scheme and is accounted for as such, since its liabilities and assets can be identified to individual Councils. The CIES is charged with a levy from the LPFA to meet the employer's contributions such as premature retirement costs in respect of former employees of the GLC, ILEA and LRB.

(iii) Local Government Pension Scheme

This scheme is a defined benefit scheme and is accounted for as such, since its liabilities and assets are attributable to individual Local Authorities. The Council's attributed liabilities are included in the Balance Sheet on an actuarial basis using the projected unit method – i.e. an assessment of the future payments to be made by the Scheme in relation to benefits earned to date, based on a number of assumptions about mortality rates, turnover, projected earnings etc. These liabilities are discounted to their value at current prices, using a discount rate recommended by the Scheme's Actuaries.

The assets of the Scheme are included in the Balance Sheet at their fair value as follows:

- Quoted securities – current bid price
- Unquoted securities – professional estimate
- Unitised securities – current bid price
- Property – market value.

The change in the net pensions liability is analysed into the following components:-

- Service Costs comprising
 - The current service cost which is the increase in liabilities as a result of years of service earned this year. These are allocated in the CIES to the services for which the employees worked.
 - The past service cost which is the increase in liabilities arising from current year decisions whose effect relates to years of service earned in earlier years. These are debited to the relevant Service Directorate in the Surplus or Deficit on the Provision of Services in the CIES.

Statement of Accounting Policies

- Net interest on the net defined benefit liability
This is the change in the net defined benefit liability that arises from the passage of time charged to the Financing and Investment Income and Expenditure line of the CIES. This is calculated by applying the discount rate to the net defined benefit liability at the beginning of the period, accounting for any changes in the net defined benefit liability during the period as a result of contribution and benefit payments.
- Re-measurement comprising
The return on plan assets excluding amounts included in net interest.
The actuarial gains and losses arising from changes in demographic and financial assumptions since the last actuarial valuation.
Other changes not accounted for elsewhere.

Statutory regulations require Council Tax to fund the amounts payable to the Pension Scheme in the year, rather than the amount calculated according to the relevant accounting standards. The notional entries for assets and liabilities are therefore matched with appropriations to and from the Pension Reserve in the Movement in Reserves Statement. The negative balance on the Pensions Reserve thus measures the beneficial impact on the General Fund of being required to account on the basis of cash flows rather than as benefits are earned by employees.

The detailed accounting policies followed in preparing the pension fund accounts are disclosed separately in the Council's Pension Fund Accounts in Section 8 of the Statement of Accounts.

14. INTERESTS IN COMPANIES

The Council has two wholly owned subsidiary companies, Lewisham Homes Limited and Catford Regeneration Partnership Limited. These are accounted for at cost in the single entity accounts. It also is an equal partner (50:50) in Lewisham Grainger Holdings LLP with Grainger Developments Ltd and has a minority interest (significantly lower than 50%) in a number of other companies. The transactions between the Council and all of these companies are included in the Council's accounts. An annual review of the necessity of preparing Group Accounts is undertaken, and for 2021/22 it has again been concluded that the activities of Group's entities are sufficiently material to warrant the production of Group Accounts. See also Section 6 – Group Accounts, and Note 25 - Investment in Companies.

15. REVENUE PROVISIONS AND IMPAIRMENT ALLOWANCES

a) Provisions

The Council has set aside amounts from revenue as provisions which will be used to cover future expenditure. Provisions are made where an event has taken place that gives the Council a legal or constructive obligation that probably requires settlement at a later date and where a reliable estimate can be made of the amount of the obligation. Provisions are charged to the appropriate service line in the CIES in the year that the Council becomes aware of the obligation, and are measured at the best estimate at the Balance Sheet date of the expenditure required to settle the obligation, taking into account relevant risks and uncertainties. When payments are eventually made, they are charged to the provision in the Balance Sheet. All provisions are reviewed at the end of the financial year, and where it is assessed that it is less than probable that a settlement will now be required (or a lower settlement than anticipated is made), the provision is reversed and credited back to the relevant service. Where some or all of the payment required to settle a provision is expected to be recovered from another party (e.g. from an insurance claim), this is only recognised as income for the relevant service if it is virtually certain that reimbursement will be received if the Council settles the obligation.

Statement of Accounting Policies

b) Impairment Allowances

Impairment allowances to cover Council Tax, housing rents and other debtors are set up where it is doubtful that the debts will be settled. A charge is made to the relevant account for the income and is deducted from the current debtors balance on the Balance Sheet. When it is deemed that the debts are irrecoverable they are written off to the impairment allowance. Where payments are made, they are credited to the provision on the Balance Sheet.

16. RESERVES

The Council has set aside specific amounts as reserves to cover future expenditure for contingencies or policy purposes, which fall outside the definition of provisions, and are shown in Note 9 of Section 3. The reserves are created by appropriating amounts out of the General Fund Balance in the MiRS. When expenditure to be financed from a reserve is incurred, it is charged to the appropriate service in that year against the Surplus or Deficit on the Provision of Services in the CIES. The reserve is then credited back to the General Fund Balance in the MiRS so that there is no net charge against Council Tax. Statutory reserves are kept to manage the accounting processes for non-current assets, financial instruments, and retirement and employee benefits and are not available for the Council to use to finance services.

17. CONTINGENT LIABILITIES AND ASSETS

A contingent liability or asset arises where an event has taken place that gives the Council a possible obligation or asset. However, this will only be confirmed by the occurrence or otherwise of another event not wholly within the control of the Council. These are not recognised in the Balance Sheet but are disclosed in a note to the accounts. A contingent liability could also arise in circumstances where a provision would otherwise be made but either it is not probable that a payment will be required or the amount of the obligation cannot be measured reliably.

18. REVENUE EXPENDITURE FUNDED FROM CAPITAL UNDER STATUTE

Expenditure incurred which can be capitalised under statutory provisions but does not result in the creation of a non-current asset for the Council (e.g. home improvement grants or voluntary aided schools expenditure), is charged to the relevant service cost line in the CIES. Where this expenditure is met from existing capital resources or by borrowing, a transfer in the MiRS from the General Fund Balance to the Capital Adjustment Account reverses out the amounts charged so that there is no impact on Council Tax.

19. FINANCIAL INSTRUMENTS

a) Financial Liabilities

Financial liabilities are recognised on the Balance Sheet when the Council becomes a party to the contractual provisions of a financial instrument and are initially measured at fair value and carried at their amortised cost. Charges to the Financing and Investment Income and Expenditure line in the CIES for interest payable are based on the carrying amount of the liability, multiplied by its effective rate of interest. This rate exactly discounts estimated future cash payments over the life of the instrument to the amount at which it was originally recognised. For the Council's borrowings, the amount on the Balance Sheet is the outstanding principal repayable (plus accrued interest), and the interest charged to the CIES is the amount payable for the year for the loan. Following a change in the Code in 2019/20 call options within LOBO contracts are no longer accounted for separately.

Statement of Accounting Policies

Premiums and discounts from previous year's settlements are charged to the CIES in accordance with regulations requiring the impact on the General Fund and the HRA to be spread over future years. The Council's policy is to spread the gain or loss over the remaining term of the loan repaid on which the premium was payable or discount receivable. As required by statute, the amounts charged to the CIES are adjusted to the required charge against Council Tax or Housing Rents by a transfer to or from the Financial Instruments Adjustment Account in the MiRS. This account holds the accumulated difference between the financing costs charged to the CIES and the accumulated financing costs required to be charged to the General Fund Balance in accordance with regulations.

b) Financial Assets

Following the adoption of accounting standard IFRS 9 from 01 April 2018, which replaced IAS 39 Financial Instruments, the Available for Sale Financial Asset category is no longer available. Assets previously held as available for sale have now been reclassified in line with IFRS 9 code. In order to comply with the new requirements of the Code, financial assets are now classified into three categories:

- Amortised cost
- Fair value through profit or loss (FVPL), and
- Fair value through other comprehensive income (FVOCI)

The Council's business model is to hold investments to collect contractual cash flows. Financial assets are therefore classified as amortised cost.

b (i) Financial assets measured at amortised cost

Financial assets measured at amortised cost are recognised on the Balance Sheet when the authority becomes a party to the contractual provisions of a financial instrument and are initially measured at fair value, then subsequently at amortised cost. Annual credits to the Financing and Investment Income and Expenditure line in the Comprehensive Income and Expenditure Statement (CIES) for interest receivable are based on the carrying amount of the asset multiplied by the effective rate of interest for the instrument. For the financial assets held by the authority, this means that the amount presented in the Balance Sheet is the outstanding principal receivable (plus accrued interest) and interest credited to the CIES is the amount receivable for the year in the loan agreement. Any gains and losses that arise on the de-recognition of an asset are credited or debited to the Financing and Investment Income and Expenditure line in the CIES

c) Expected Credit Loss Model

The Council will recognise expected credit losses on all of its financial assets held at amortised cost either on a 12-month or lifetime basis, where material. The expected credit loss model also applies to lease receivables and contract assets. Only lifetime losses are recognised for trade receivables (debtors) held by the authority.

Impairment losses are calculated to reflect the expectation that the future cash flows might not take place because the borrower could default on their obligations. Credit risk plays a crucial part in assessing losses. Where risk has increased significantly since an instrument was initially recognised, losses are assessed on a lifetime basis. Where risk has not increased significantly or remains low, losses are assessed on the basis of 12-month expected losses.

Statement of Accounting Policies

20. CASH AND CASH EQUIVALENTS

Cash is represented by cash in hand and deposits with financial institutions repayable without penalty on notice of not more than twenty four hours. Cash equivalents are investments that mature in no more than three months or less from the date of acquisition and are readily convertible to known amounts of cash with insignificant risk of change in value. The Cash Flow Statement shows cash and cash equivalents net of repayable on demand bank overdrafts which form an integral part of the Council's cash management.

21. INTANGIBLE NON CURRENT ASSETS

Intangible Non-Current Assets (e.g. software licences) do not have any physical substance and are identifiable and controllable by the Council through custody or legal rights. The expenditure is only capitalised when it and the future economic benefits or service potential flowing from it are both material. The level of spend on these assets is immaterial and therefore is charged direct to the CIES.

22. NON CURRENT ASSETS - PROPERTY, PLANT AND EQUIPMENT

Assets that have physical substance and are held for use in the production or supply of goods or services, for rental to others, or for administrative purposes and that are expected to be used during more than one financial year are classified as Property, Plant and Equipment.

Inputs to the valuation techniques in respect of assets and liabilities for which fair value is measured or disclosed in the authority's financial statements are categorised within the fair value hierarchy, as follows:

- Level 1 - quoted prices (unadjusted) in active markets for identical assets or liabilities that the authority can access at the measurement date
- Level 2 - inputs other than quoted prices included within Level 1 that are observable for the asset or liability, either directly or indirectly
- Level 3 - unobservable inputs for the asset or liability.

a) Recognition

Expenditure on the acquisition, creation or enhancement of Property, Plant and Equipment is capitalised on an accruals basis, provided it adds value, increases its ability to deliver future economic benefits or service potential, or can be capitalised as a component and exceeds the Council's de-minimis limit of £40,000. Expenditure financed from the government's Devolved Formula Capital Grant is also capitalised on the basis that it increases the school's service potential. Expenditure that only maintains an asset's value (i.e. repairs and maintenance) and does not increase its ability to deliver benefits or services is charged as revenue expenditure when it is incurred.

b) Measurement and Valuation

Non-current assets are initially measured at cost, comprising the purchase price and any costs attributable to bringing the asset to the location and condition necessary for it to be capable of operating in the manner intended by management. The Council capitalises costs incurred whilst assets are under construction if these costs are directly attributable to an asset and it is probable that future economic benefits will flow to the authority (in accordance with IAS 16). These balances are held on the balance sheet under the category Assets Under Construction (AUC) and are transferred to the specific non-current assets category when the project reaches practical completion. Non-current assets are carried on the Balance Sheet using the following measurement bases:

- community assets and assets under construction – depreciated historical cost;
- dwellings – current value, using the basis of existing use value for social housing (EUV-SH);
- all other assets – current value, being the amount that would be paid for the asset in its existing use (existing use value – EUV);

Statement of Accounting Policies

- where there is no market-based evidence of fair value because of the specialist nature of an asset, depreciated replacement cost (DRC) is used as an estimate of fair value;
- where non-property assets have short useful lives or low values (or both), depreciated historical cost basis is used as a proxy for fair value.

Non-current assets included in the Balance Sheet at fair value are revalued regularly in accordance with the Statements of Appraisal and Valuation Manual and Guidance Notes issued by the RICS and recommended by CIPFA.

The cost of an asset acquired other than by purchase is deemed to be its fair value. Donated assets are measured initially at fair value. The difference between fair value and any consideration paid is credited to the Taxation and Non-specific Grant Income line of the CIES. Where the donation has been made conditionally, the gain is held in the Donated Assets Account until conditions are satisfied. Where gains are credited to the CIES, they are reversed out of the General Fund Balance to the Capital Adjustment Account in the MiRS.

Increases in valuations are matched by credits to the Revaluation Reserve to recognise unrealised gains. Gains are credited to the CIES where they arise from the reversal of a loss previously charged to a service. Where decreases in value are identified, they are accounted for as follows:

- where there is a balance of revaluation gains for the asset in the Revaluation Reserve, the carrying amount of the asset is written down against that balance (up to the amount of the accumulated gains);
- where there is no or an insufficient balance in the Revaluation Reserve, the carrying amount of the asset is written down against the relevant service line in the CIES.

Surplus Assets not Held for Sale are assets that are not being used to supply goods and services and do not meet the criteria of assets held for sale. The adoption of IFRS 13 requires that these assets are measured at fair value and not existing use value. Fair value is the price that would be received to sell an asset or paid to transfer a liability in an orderly transaction between market participants at the measurement date.

For surplus assets the gross value has been apportioned between land and building elements (residual and depreciable). Remaining useful life elements have also been provided for each asset. The aim is to arrive at the notional 'Highest and Best use value' for the asset. This has been achieved, for these purposes, by comparing the 'current use' of the asset to the notional 'alternative use' based on potential redevelopment on a land value basis for the site.

The valuer (Wilks Head and Eve) has stated in their valuation report that these assets have been categorised at Level 2 of the hierarchy as there are significant observable inputs:

- Land, Office, and Retail assets have been based on the market approach using current market conditions and recent sales prices and other relevant information for similar assets in the locality.
- Market conditions for these asset types are such that the levels of observable inputs are significant leading to the properties being categorised at Level 2 in the Fair Value hierarchy.

Typical valuation inputs which have been analysed in arriving at the Fair Valuations include: Market Rental and Sale Values; Yields; Void and Letting Periods; Size; Configuration, proportions and layout; Location, visibility and access; Condition; Lease covenants; Obsolescence; Construction.

The Fair Value of the asset, for the current use, has been determined by applying an income or comparative approach based on the rental value of the property.

In most cases the assets have been leased on the open market and there are comparables to draw upon in relation to rental values, yields and rental growth.

Although there is an element of Valuer subjectivity, the valuers are of the view that the valuations comprise a higher proportion of observable inputs rather than unobservable inputs.

c) Charges to Revenue for Non-Current Assets

All services are charged with the following amounts to reflect the cost of using Property, Plant and Equipment assets during the year:

Statement of Accounting Policies

- depreciation attributable to the assets used by the relevant service;
- revaluation and impairment losses on assets used by the service (where there are no accumulated gains in the Revaluation Reserve against which the losses can be written off).

These amounts are not required to be charged against Council Tax; however the Council is required to make an annual contribution from revenue (the Minimum Revenue Provision – MRP) to reduce its overall outstanding borrowing, calculated on a prudent basis in accordance with statutory guidance. The difference between the two is accounted for within the Capital Adjustment Account in the Movement in Reserves Statement.

d) Impairment

Non-current assets held on the Balance Sheet are reviewed at year-end to assess whether they may be impaired. Where an impairment exists, the recoverable amount of the asset is estimated and if material, an impairment loss is recognised for the shortfall and is accounted for as follows:-

- where there is a balance of revaluation gains for the asset in the Revaluation Reserve, the carrying amount of the asset is written down against that balance (up to the amount of the accumulated gains);
- where there is no or an insufficient balance in the Revaluation Reserve, the carrying amount of the asset is written down against the relevant service line in the CIES.

Where an impairment loss is reversed subsequently, the reversal is credited to the relevant service line in the CIES, up to the amount of the original loss, adjusted for depreciation that would have been charged if the loss had not been recognised.

e) Depreciation

Depreciation is charged on all Property, Plant and Equipment assets by applying the straight-line method based on the asset's useful life. Depreciation is not charged for assets with an indeterminable finite useful life, a long life such that depreciation would be immaterial, assets where the recoverable amount exceeds the carrying amount (i.e. freehold land, community assets) and assets under construction. Depreciation is calculated on the following bases:

- council dwellings – 40 years
- other land & buildings (including hostels) – 40 years
- vehicles, plant & equipment – range of 5 to 40 years

The Council's policy is to charge depreciation on the assets value at 01 April each year. It is charged from the year following the date of purchase or completion of construction, and is not adjusted for disposals or additions of assets during the year. Where an asset has major components whose cost is significant in relation to the total cost of the item, the components are depreciated separately. Revaluation gains are also depreciated, with an amount equal to the difference between current value depreciation charged on assets and the depreciation that would have been chargeable based on their historical cost being transferred each year from the Revaluation Reserve to the Capital Adjustment Account.

f) Disposals of Non-Current Assets

When an asset is disposed of or decommissioned, the carrying amount in the Balance Sheet is written off to the Other Operating Expenditure line in the CIES as part of the gain or loss on disposal. Any receipts from disposals are credited to the same line in the CIES also as part of the gain or loss on disposal (i.e. netted off against the carrying value of the asset at the time of disposal). Any revaluation gains accumulated for the asset in the Revaluation Reserve are transferred to the Capital Adjustment Account.

Statement of Accounting Policies

Amounts received for asset disposals are classified as capital receipts. A proportion of receipts from housing disposals (as per the relevant regulations) are payable to the Government. The retained receipts are required to be credited to the Usable Capital Receipts Reserve, and can only be used to finance new capital investment or set aside to reduce the Council's underlying need to borrow. Receipts are appropriated to the Reserve from the General Fund Balance in the MiRS. The written-off value of disposals is not a charge against Council Tax. Amounts are appropriated to the Capital Adjustment Account from the General Fund Balance in the MiRS.

g) Deferred Capital Receipts

This reserve holds the gains recognised on the disposal of non-current assets but for which a cash settlement has yet to take place. Under statutory arrangements, the Council does not treat these gains as usable for financing new capital expenditure until they are backed by cash receipts. When the cash settlement eventually takes place, the amounts are transferred to the Usable Capital Receipts Reserve.

23. HIGHWAYS INFRASTRUCTURE ASSETS

Highways infrastructure assets include carriageways, footways and cycle tracks, structures (e.g. bridges), street lighting, street furniture (e.g. illuminated traffic signals, bollards), traffic management systems and land which together form a single integrated network.

a) Recognition

Expenditure on the acquisition or replacement of components of the network is capitalised on an accrual basis, provided that it is probable that the future economic benefits associated with the item will flow to the authority and the cost of the item can be measured reliably.

b) Measurement

Highways infrastructure assets are generally measured at depreciated historical cost. However, this is a modified form of historical cost – opening balances for highways infrastructure assets were originally recorded in balance sheets at amounts of capital undischarged for sums borrowed as at 1 April 1994 England, which was deemed at that time to be historical cost.

Where impairment losses are identified, they are accounted for by the carrying amount of the asset being written down to the recoverable amount.

c) Depreciation

Depreciation is provided on the parts of the highways network infrastructure assets that are subject to deterioration or depletion and by the systematic allocation of their depreciable amounts over their useful lives. Depreciation is charged on a straight-line basis.

Annual depreciation is the depreciation amount allocated each year.

Useful lives of the various parts of the highways network are assessed by the Chief Highways Engineer using industry standards where applicable as follows:

Part of the highways network	Useful life
Carriageways	25 years
Footways and cycle tracks	25 years
Structures (bridges, tunnels and underpasses)	25 years
Street lighting	25/ 40 years
Street furniture	25 years
Traffic management systems	25 years

Statement of Accounting Policies

d) Disposals and derecognition

When a component of the network is disposed of or decommissioned, the carrying amount of the component in the Balance Sheet is written off to the 'Other operating expenditure' line in the Comprehensive Income and Expenditure Statement as part of the gain or loss on disposal. Receipts from disposals (if any) are credited to the same line in the Comprehensive Income and Expenditure Statement, also as part of the gain or loss on disposal (i.e. netted off against the carrying value of the asset at the time of disposal).

The written-off amounts of disposals are not a charge against council tax, as the cost of non-current assets is fully provided for under separate arrangements for capital financing. Amounts are transferred to the capital adjustment account from the General Fund Balance in the Movement in Reserves Statement.

The authority has determined in accordance with Regulation [30M] of the Local Authorities (Capital Finance and Accounting) (England) (Amendment) Regulations 2022 that the carrying amounts to be derecognised for infrastructure assets when there is replacement expenditure is nil.

24. HERITAGE ASSETS

These are assets which are primarily held for their contribution to knowledge or culture; however, where they are used as operational assets, they are classified as such. They are recognised and measured in accordance with the accounting policies on Property, Plant and Equipment in respect of revaluation, impairment and disposal. The Council has, however, opted not to depreciate these assets since they are enduring by nature. The threshold for disclosure is £40,000.

25. PRIVATE FINANCE INITIATIVE (PFI) CONTRACTS

These are agreements to receive services where the responsibility for making available the assets needed to provide the services passes to the PFI contractor. As the Council is deemed to control the services that are provided under its PFI schemes and as ownership of the assets will pass to the Council at the end of the contracts for no additional charge, the Council carries the assets used under the contracts on its Balance Sheet as part of Property, Plant and Equipment. The original recognition of these assets at fair value is balanced by the recognition of a liability for amounts due to the scheme operator to pay for the capital investment. Where schemes include a capital contribution, the liability is written down accordingly. Non-current assets recognised on the Balance Sheet are revalued and depreciated in the same way as other non-current assets owned by the Council. The amounts payable to the PFI operators each year are analysed into the following five elements:

- fair value of the services received during the year – debited to the relevant service in the CIES;
- finance cost – an interest charge on the outstanding Balance Sheet liability, debited to Interest Payable and Similar Charges in the CIES;
- contingent rent – increases in the amount to be paid for the asset arising during the contract, debited to Interest Payable and Similar Charges in the CIES;
- payment towards liability – applied to write down the liability towards the PFI operator;
- lifecycle replacement costs – recognised as prepayments in the Balance Sheet and then recognised as non-current assets on the Balance Sheet when the work is carried out.

26. ACCOUNTING FOR SCHOOLS

Schools' accounting policies are the same as the Council's, with their income and expenditure being attributed to the appropriate service line in the CIES and their assets, liabilities and balances being included on the Balance Sheet. Schools' earmarked reserves are shown separately within Note 9 to the Core Financial Statements. An analysis of Dedicated Schools' Grant (the main source of funding for schools) is shown in Note 29. Any critical judgements made relating to accounting for schools' non-current assets (i.e. land and buildings) are shown in Note 3.

Notes to the Core Financial Statements

SECTION 3 – NOTES TO THE CORE FINANCIAL STATEMENTS

1. EXPENDITURE AND FUNDING ANALYSIS – YEAR ENDING 31 MARCH 2022

The objective of the Expenditure and Funding Analysis is to demonstrate to Council Tax and rent payers how the funding available to the authority (i.e. government grants, rents, council tax and business rates) for the year has been used in providing services in comparison with those resources consumed or earned by authorities in accordance with generally accepted accounting practices. The Expenditure and Funding Analysis also shows how this expenditure is allocated for decision making purposes between the Council's directorates. Income and expenditure accounted for under generally accepted accounting practices is presented more fully in the Comprehensive Income and Expenditure Statement.

SERVICE	As reported for resource management (Narrative report) £'000	Adjustment to arrive at the net amount chargeable to the General Fund and HRA balances £'000	Net Expenditure Chargeable to the General Fund and HRA Balances £'000	Adjustments between Funding and Accounting Basis (see Notes to EFA (i)) £'000	Net Expenditure in the CIES £'000
Children & Young People Directorate	64,000	(23,916)	40,084	32,987	73,071
Community Services Directorate	96,500	(19,413)	77,087	9,528	86,615
Housing, Regeneration & Public Realm Directorate	26,700	(670)	26,030	9,168	35,198
Corporate Services Directorate	35,400	(61)	35,339	5,765	41,104
Chief Executive Directorate	10,700	(182)	10,518	2,010	12,528
HRA	0	43,721	43,721	(55,611)	(11,890)
Corporate Provisions	10,300	1,952	12,252	(10,681)	1,571
Cost of Services	243,600	1,431	245,031	(6,834)	238,197
Other Income and Expenditure	(243,100)	32,051	(211,049)	32,347	(178,702)
(Surplus) or Deficit	500	33,482	33,982	25,513	59,495

Notes to the Core Financial Statements

Analysis of Adjustment to arrive at the net amount chargeable to the General Fund and HRA balances £33.5mGeneral Fund -£11.2m

The "Other Income and Expenditure" that is reported to management is equal to the net general fund budget set for the year (£243.1m). This is then compared to the net cost of services to get to the reported overspend for the year of £0.5m. However, the net increase in General Fund reserves for the year was £10.7m, the difference to the reported outturn position being mostly made up of an increase in the reserve of pooled funds for Health and Social Care system improvements (£9.5m).

HRA £44.7m

Within reports to management the net over/ underspend position of the HRA is always reported as nil, after taking account of/ noting the various movements and forecasts for the main income and expenditure items and the required action to return the account to a net nil budget. The net movement in HRA reserves in the year was a reduction of £44.7m, so this needs to be added back into the "Adjustment to arrive at the net amount chargeable to the General Fund and HRA balances" to get to the required "Net Expenditure Chargeable to the General Fund and HRA Balances".

Opening General Fund and HRA Balance at 01 April 2021	(315,637)
Add (Surplus)/ Deficit on General fund and HRA Balance in Year	33,982
Closing General Fund and HRA Balance at 31 March 2022	(281,655)

Analysed between General Fund and HRA Balances			
	General Fund	HRA	Total
Opening General Fund and HRA Balance at 01 April 2021	(240,659)	(74,978)	(315,637)
Add (Surplus)/ Deficit on General fund and HRA Balance in Year	(10,681)	44,663	33,982
Closing General Fund and HRA Balance at 31 March 2022	(251,340)	(30,315)	(281,655)

Notes to the Core Financial Statements

EXPENDITURE AND FUNDING ANALYSIS – YEAR ENDING 31 MARCH 2021

Restated					
SERVICE	As reported for resource management (Narrative report) £'000	Adjustment to arrive at the net amount chargeable to the General Fund and HRA balances £'000	Net Expenditure Chargeable to the General Fund and HRA Balances £'000	Adjustments between Funding and Accounting Basis (see Notes to EFA (i)) £'000	Net Expenditure in the CIES £'000
Children & Young People Directorate	69,100	(18,815)	50,285	47,466	97,751
Community Services Directorate	98,300	(26,177)	72,123	6,993	79,116
Housing, Regeneration & Public Realm Directorate	30,700	(21,678)	9,022	54,615	63,637
Corporate Services Directorate	40,200	(2,487)	37,713	2,339	40,052
Chief Executive Directorate	11,600	(59)	11,541	373	11,914
HRA	0	11,049	11,049	(9,288)	1,761
Corporate Provisions	-1,000	47,041	46,041	(56,204)	(10,163)
Cost of Services	248,900	(11,126)	237,774	46,294	284,068
Other Income and Expenditure	(248,700)	(49,308)	(298,008)	58,327	(239,681)
(Surplus) or Deficit	200	(60,434)	(60,234)	104,621	44,387

Restated	
Opening General Fund and HRA Balance at 01 April 2020	(255,403)
Add (Surplus)/ Deficit on General fund and HRA Balance in Year	(60,234)
Closing General Fund and HRA Balance at 31 March 2021	(315,637)

Notes to the Core Financial Statements

Restated			
Analysed between General Fund and HRA Balances			
	General Fund	HRA	Total
Opening General Fund and HRA Balance at 01 April 2020	(171,122)	(84,281)	(255,403)
Add (Surplus)/ Deficit on General fund and HRA Balance in Year	(69,537)	9,303	(60,234)
Closing General Fund and HRA Balance at 31 March 2021	(240,659)	(74,978)	(315,637)

Notes to the EFA

(i) Adjustments between Funding and Accounting Basis

Adjustments from General Fund to arrive at the CIES amounts	2021/22			
	Adjustment for Capital Purposes £'000	Net change for the Pensions Adjustments £'000	Other Differences £'000	Total Adjustments £'000
SERVICE				
Children & Young People Directorate	774	23,194	9,019	32,987
Community Services Directorate	2,974	3,875	2,679	9,528
Housing, Regeneration & Public Realm Directorate	14,326	2,908	(8,066)	9,168
Corporate Services Directorate	911	2,853	2,001	5,765
Chief Executive Directorate	0	1,010	1,000	2,010
HRA	(55,738)	127	0	(55,611)
Corporate Provisions	(6,998)	(2,830)	(853)	(10,681)
Cost of Services	(43,751)	31,137	5,780	(6,834)
Other Income and Expenditure	16,464	15,883	0	32,347
Difference between General Fund surplus or deficit and CIES surplus or deficit	(27,287)	47,020	5,780	25,513

Notes to the Core Financial Statements

Adjustments from General Fund to arrive at the CIES amounts	2020/21			
	Adjustment for Capital Purposes £'000	Net change for the Pensions Adjustments £'000	Other Differences £'000	Total Adjustments £'000
SERVICE				
Children & Young People Directorate	33,872	9,460	4,134	47,466
Community Services Directorate	5,599	1,359	35	6,993
Housing, Regeneration & Public Realm Directorate	39,411	1,172	14,032	54,615
Corporate Services Directorate	1,174	1,112	53	2,339
Chief Executive Directorate	0	373	0	373
HRA	(9,393)	105	0	(9,288)
Corporate Provisions	(65,577)	6,722	2,651	(56,204)
Cost of Services	5,086	20,303	20,905	46,294
Other Income and Expenditure	58,327	0	0	58,327
Difference between General Fund surplus or deficit and CIES surplus or deficit	63,413	20,303	20,905	104,621

Notes to the Core Financial Statements

(ii) Segmental Income and Expenditure

	2021/22
	£'000
Revenues from external customers	(272,540)
Revenues from transactions with other operating segments of the authority	0
Interest revenue	(1,611)
Interest expense	31,031
Depreciation and amortisation	44,609
Material items of income and expense (related to disposals of PPE and investments and reversals of provisions)	36,907
The authority's interest in the profit or loss of associates and joint ventures accounted for by the equity method	0
Income tax expense or income	0
Material non-cash items other than depreciation and amortisation	0

	Restated
	2020/21
	£'000
Revenues from external customers	(263,698)
Revenues from transactions with other operating segments of the authority	0
Interest revenue	(3,164)
Interest expense	31,713
Depreciation and amortisation	110,434
Material items of income and expense (related to disposals of PPE and investments and reversals of provisions)	30,374
The authority's interest in the profit or loss of associates and joint ventures accounted for by the equity method	0
Income tax expense or income	0
Material non-cash items other than depreciation and amortisation	0

2. ACCOUNTING STANDARDS ISSUED, NOT ADOPTED IN THE 2021/22 ACCOUNTS

The Code of Practice requires the disclosure of information relating to the expected impact of an accounting change that will be required by a new standard that has been issued, but not yet adopted. This applies to the adoption of the following new or amended standards within the Code:

- Leases: IFRS 16 will require lessees to recognise most leases on their balance sheet – this is a significant change from current practice. Lessees will have a single accounting model for all leases, with two exemptions (low value assets and short term leases). Lessor accounting will be substantially unchanged. The new standard will come into effect in financial year 2024/25; therefore there is no impact on the 2021/22 Accounts.

Notes to the Core Financial Statements

- Annual Improvements to IFRS Standards 2018–2020. The annual IFRS improvement programme notes 4 changed standards:
 - IFRS 1 (First-time adoption) – amendment relates to foreign operations of acquired subsidiaries transitioning to IFRS
 - IAS 37 (Onerous contracts) – clarifies the intention of the standard
 - IFRS 16 (Leases) – amendment removes a misleading example that is not referenced in the Code material
 - IAS 41 (Agriculture) – one of a small number of IFRSs that are only expected to apply to local authorities in limited circumstances.

None of the matters covered in the annual improvements are dealt with in detail in the 2022/23 Code. During the consultation process on the 2022/23 Code CIPFA/LASAAC did not envisage them having a significant effect on local authority financial statements.

- Property, Plant and Equipment: Proceeds before Intended Use (Amendments to IAS 16).

3. CRITICAL JUDGEMENTS IN APPLYING ACCOUNTING POLICIES

In applying the Accounting Policies the Council has had to make certain judgements about complex transactions (shown in this note) and a number of assumptions which involve uncertainty about future events (shown in the following note). The major judgements made are as follows:

- a. The Authority has made judgements on whether assets are classified as Investment Property or Property, Plant and Equipment. These judgements are based on the main reason that the Authority is holding the asset. If the asset is used in the delivery of services or is occupied by third parties that are subsidised by the Authority it is deemed to be a Property, Plant and Equipment asset. If there were no subsidy and/or a full market rent being charged this would indicate that the asset is an Investment Property. The classification determines the valuation method used.
- b. An accounting judgement has been made for each school as to whether their land and buildings should be included within the Council's Balance Sheet. All Community Schools are deemed to be held on the Council's Balance Sheet due to the risks and rewards that the Council is deemed to have. Similarly, the Council's two Nursery Schools and the Pupil Referral Unit are owned and operated by the Local Authority and therefore on the Council's Balance Sheet. Voluntary Aided Schools and Academies together with a further two Foundation Schools are not included on the Council's balance sheet as ownership of Land and Buildings rests either with the relevant Diocesan body or, in the case of Academies the Government or the Foundation. In summary therefore:
 - Included are 40 Community Primary Schools, 4 Community Secondary Schools, 3 Community Special Schools, 2 Community Foundation Schools, 1 Pupil Referral Unit and 2 Nursery Schools (52 schools).
 - Excluded are 21 Voluntary-aided Schools, 2 Foundation Schools, 10 Academies and 3 others (35 schools).
 - Also excluded are assets acquired via PFI contracts where they relate to the excluded schools given above, although the PFI liability remains with the Council.
- c. A judgement has been made by the Council that it is proper practice to prepare Group Accounts for 2021/22, on grounds of materiality. For further information, see Section 2 – Accounting Policies (para. 14 – Interests in Companies); also Section 6 – Group Accounts; and Note 25 – Investment in Companies. All relevant entities have been consolidated into the Group Accounts.

Notes to the Core Financial Statements

4. ASSUMPTIONS MADE ABOUT THE FUTURE AND OTHER MAJOR SOURCES OF ESTIMATION UNCERTAINTY

These Accounts contain a number of estimated figures that are based on assumptions made about the future or that are otherwise uncertain, and take into account historical experience, current trends and other relevant factors. Because of this, the actual outcomes could be materially different from the assumptions and estimates made. The areas in the Council's Accounts at 31 March 2022 for which there is a significant possibility of material adjustment in the forthcoming financial year are as follows:

Item	Uncertainties	Effect if actual results differ from assumptions
Property, Plant and Equipment - PP&E (Valuations, Asset Lives and Derecognition)	Land and building assets included in the Balance Sheet at fair value are revalued regularly in accordance with the Statements of Appraisal and Valuation Manual and Guidance Notes issued by the RICS and recommended by CIPFA. Land and building assets carrying value and remaining useful life are assessed by the Council's Valuers. These valuations include an assessment of the extent and feature of the sites, construction and the accommodation of the building etc.	<p>Changes to asset value and lives will have an effect on the annual depreciation charge for use of assets charged to services in the CI&ES. The annual depreciation charge for PP&E in 2021/22 is £43.276m (£43.248m in 2020/21) and the gross book value of these assets is £2,757m (£2,650m in 2020/21).</p> <p>A reduction in the estimated valuations would result in reductions to the Revaluation Reserve and / or a loss recorded as appropriate in the Comprehensive Income and Expenditure Statement. If the value of the Council's operational properties were to reduce by 5%, this would result in a charge to the Comprehensive Income and Expenditure Statement of approximately £126m. An increase in estimated valuations would result in increases to the Revaluation Reserve and / or reversals of previous negative revaluations to the Comprehensive Income and Expenditure Statement and / or gains being recorded as appropriate in the Comprehensive Income and Expenditure Statement. Depreciation charges for operational buildings will change in direct relation to changes in estimated current value.</p> <p>The asset life has an inverse effect with depreciation charge. The lower the asset life, the higher the depreciation charge; the higher the asset life, the lower the depreciation charge.</p>
Valuation of HRA Dwellings	The Council's valuers use valuation techniques to determine the fair value of investment property. This involves developing estimates and assumptions consistent with how market participants would price the property. The valuers base their assumptions on observable data as far as possible, but this is not always available. In that case, the valuers use the best information available	<p>A reduction in the estimate value of HRA dwellings would be a reduction on the revaluation reserve or a loss in the CIES. If the value of dwellings were to reduce by 10% this would lead to a reduction in value of about £141m.</p> <p>An increase in estimated valuations would result in increases to the Revaluation Reserve or gains being recorded as appropriate in the Comprehensive Income and Expenditure Statement.</p>

Notes to the Core Financial Statements

Actuarial present value of promised retirement benefits	The figure of net liability to pay pensions is based on a significant number of complex assumptions including the discount rate, salary increases, mortality rates and expected returns on Fund assets. The Pension Fund's qualified actuary calculates this figure to ensure the risk of misstatement is minimised. Further sensitivity analysis is included in note 19 to the Pension Fund in Section 8, below.	The effects on the net pension liability of changes in assumptions can be measured. For instance, a 0.1% increase in the discount rate assumption is estimated to reduce the present value of the pension liability by £34m. A 0.1% increase in the assumed level of pension increases will increase the net pension liability by £31m.
Impairment allowance for doubtful debt	As at 31 March 2022, the Council had an outstanding balance of short-term debtors totalling £135.5m. Against this debtors' balance, there is an impairment allowance of £68.0m. It is not certain that this impairment allowance would be sufficient as the Council cannot assess with certainty which debts will be collected or not. The economic impact of the Covid-19 pandemic has made the estimation of debt impairment more difficult as there is more uncertainty about the economic viability of debtors and hence their ability to settle their debts. In 2021/22 the Council has carried out a review of debt aged over 5 years and impaired a significant amount of this to nil (matching this to the impairment allowances brought forward). The most significant movements in debt balances was Council Tax (from £45.1m to £31.1m; impairment reserve from £41.7m to £27.6m) and Housing Benefits Overpayments (from £24.2m to £13.1m; impairment reserve from £19.9m to £10.0m). Calculation of expected credit loss is forward looking and doesn't just rely upon historic information without considering if that needs to be adapted to reflect current and future conditions. The calculation of the impairment allowance takes into account current and forecast future conditions.	An understatement of doubtful debts would lead to a future adjustment and impairment to be reflected. The impairment allowances held are based on policies adapted to historic experience and success rates experienced in collection. The nature of the debt and service area have been considered and further review has been carried out to reflect the uncertainty of the collection rates as a result of Covid-19. If collection rates were to deteriorate significantly then the Council would need to review its policies on the calculation of its impairment allowance for doubtful debts.
Venture Capital - private equity / infrastructure	Private equity investments are valued at fair value in accordance with British Private Equity and Venture Capital Association guidelines. These investments are not publicly listed and as such, there is a degree of estimation involved in the valuation. The Council makes up approximately 82% of the active members of the Pension Fund so would be impacted by this uncertainty.	The venture capital investment in the financial statements is £172.8m. There is a risk that this investment may be understated or overstated in the accounts and the risk is estimated to be 5.8%. This would be an increase or decrease in the value of venture capital investments by £10.0m, on a fair value of £172.8m. The Council makes up approximately 82% of the active members of the Pension Fund so would be impacted by this uncertainty - 82% of this risk is £8.2m.

Notes to the Core Financial Statements

Property investment valuations	Valuation techniques are used to determine the carrying values of directly held freehold and leasehold property. Where possible these valuation techniques are based on observable data, otherwise the best available data is used. The Council makes up approximately 82% of the active members of the Pension Fund so would be impacted by this uncertainty.	Following an analysis of historical volatility of asset class returns and expected investment returns, in consultation with the Fund's advisors, the Council has determined that the percentage of volatility that can be applied to the Fund's Property assets in 2021/22, assuming all other variables such as foreign exchange rates and interest rates remain the same, is estimated to be 3.8%. This would be an increase or decrease in the value of property investments of £5.6m, on a fair value of £147m. The Council makes up approximately 82% of the active members of the Pension Fund so would be impacted by this uncertainty - 82% of this risk is £4.6m.
--------------------------------	--	--

a) Movement in Land and Buildings valuations analysis

A sensitivity analysis detailing movement in valuations is as follows:

Asset Category	Assets Valued at 31 March 22	Value on Increase			Value on Decrease		
		1%	5%	10%	1%	5%	10%
		£000	£000	£000	£000	£000	£000
Council Dwellings	1,413,440	1,427,574	1,484,112	1,554,784	1,399,306	1,342,768	1,272,096
Other Land & Buildings	1,106,877	1,117,946	1,162,221	1,217,565	1,095,808	1,051,533	996,189
Surplus Assets	60,856	61,465	63,899	66,942	60,247	57,813	54,770
Total	2,581,173	2,606,985	2,710,232	2,839,290	2,555,361	2,452,114	2,323,056

Asset Category	Assets Valued at 31 March 21	Value on Increase			Value on Decrease		
		1%	5%	10%	1%	5%	10%
		£000	£000	£000	£000	£000	£000
Council Dwellings	1,393,428	1,407,362	1,463,099	1,532,771	1,379,494	1,323,757	1,254,085
Other Land & Buildings	1,064,692	1,075,339	1,117,927	1,171,161	1,054,045	1,011,457	958,223
Surplus Assets	52,244	52,766	54,856	57,468	51,722	49,632	47,020
Total	2,510,364	2,535,468	2,635,882	2,761,400	2,485,260	2,384,846	2,259,328

b) Pension Fund Liability

The Pension Fund liability is calculated every three years by the appointed actuary, with annual updates in the intervening years. The methodology used is in line with accepted guidelines and in accordance with IAS 19. Assumptions underpinning the valuations are agreed with the actuary and are summarised in note 19 to the Pension Fund, see section 8, below. This estimate is subject to significant variances based on changes to underlying assumptions.

5. MATERIAL ITEMS OF INCOME AND EXPENDITURE

There are no material items of Income and Expenditure that are not disclosed elsewhere in these Accounts.

Notes to the Core Financial Statements

6. EVENTS AFTER THE BALANCE SHEET DATE

The pre-audit Statement of Accounts was authorised for issue by the Executive Director for Corporate Resources on 29 July 2022. Events taking place after this date are not reflected in the accounts. Where events took place before this date which materially altered the conditions existing at 31 March 2022, the figures in the financial statements and notes have been adjusted in all material respects to reflect these altered conditions.

On 7th December 2022 Major and Cabinet recommended approval to negotiate the termination of the management agreement with Lewisham Homes and transfer housing management services to the Council. The transfer of staff and services will be finalised by the end of 2023.

7. OTHER OPERATING EXPENDITURE - LEVIES

These are included under the "Other Operating Expenditure" line in the Comprehensive Income and Expenditure Statement and comprises the statutory levies for services carried out by other bodies.

	2021/22 £000	2020/21 £000
London Pension Fund Authority (a)	1,281	1,289
Lee Valley Regional Park Authority	213	211
Environment Agency	208	206
Total Levies Paid	1,702	1,706

(a) London Pension Fund Authority

The CIES is charged with a levy from the LPFA to meet the employer's contributions such as premature retirement costs in respect of former employees of the GLC, ILEA and LRB.

8. TECHNICAL NOTE: AN ANALYSIS OF THE MOVEMENT IN RESERVES STATEMENT ADJUSTMENTS BETWEEN THE ACCOUNTING BASIS AND FUNDING BASIS

This note details the adjustments that are made to the CIES recognised by the Council in the year in accordance with proper accounting practice to the resources that are specified by statutory provisions as being available to the Council to meet future capital and revenue expenditure. The total of these adjustments appears as a line on the Movement in Reserves Statement.

2021/22	Usable Reserves					Movement in Unusable Reserves £'000
	General Fund Balance £'000	Housing Revenue Account £'000	Major Repairs Reserve £'000	Capital Receipts Reserve £'000	Capital Grants Unapplied £'000	
Adjustments to Revenue Resources						
Amounts by which income and expenditure included in the Comprehensive Income and Expenditure Statement are different from revenue for the year calculated in accordance with statutory requirements:						
Pensions costs (transferred to/ from the Pensions Reserve)	46,826	194				(47,020)
Financial instruments (transferred to the Financial Instruments Adjustment Account)	(853)	0				853
Council Tax and NDR (transfers to/ from Collection Fund Adjustment Account)	(9,841)					9,841
Holiday Pay (transferred to the Accumulated Absences Account)	9,983					(9,983)
Reversal of entries included in the Surplus/ Deficit on the Provision of Services in relation to capital expenditure (these items are charged to the Capital Adjustment Account (CAA))	19,122	55,076	25,293			(99,491)
Schools Budget deficit accounting (to account for the in-year deficit and year-end deficit balance)	6,491					(6,491)
Total Adjustments to Revenue Resources	71,728	55,270	25,293	0	0	(152,291)

Notes to the Core Financial Statements

Adjustments between Revenue and Capital Resources						
Transfer of non-current asset sale proceeds from revenue to the Capital Receipts Reserve	(3,067)	(12,748)		15,815		0
Payments to the Government housing receipts pool (funded by a contribution from the Capital Receipts Reserve)	1,940			(1,940)		0
Statutory provision for the repayment of debt (transfer from the CAA)	(9,338)	(3,025)				12,363
Revenue Expenditure Funded from Capital under Statute	2,738					(2,738)
Capital expenditure funded from revenue balances (transfer to the CAA)	(3,721)	(49,721)				53,442
Total Adjustments between Revenue and Capital Resources	(11,448)	(65,494)	0	13,875	0	63,067
Adjustments to Capital Resources						
Use of the Capital Receipts Reserve to finance capital expenditure				(7,784)		7,784
Use of the Major Repairs Reserve to finance capital expenditure			(27,177)			27,177
Application of capital grants to finance capital expenditure	(24,543)				3,767	20,776
Total Adjustments to Capital Resources	(24,543)	0	(27,177)	(7,784)	3,767	55,737
Total Adjustments	35,737	(10,224)	(1,884)	6,091	3,767	(33,487)

2020/21	Usable Reserves					Movement in Unusable Reserves £'000
	General Fund Balance £'000	Housing Revenue Account £'000	Major Repairs Reserve £'000	Capital Receipts Reserve £'000	Capital Grants Unapplied £'000	
Adjustments to Revenue Resources						
Amounts by which income and expenditure included in the Comprehensive Income and Expenditure Statement are different from revenue for the year calculated in accordance with statutory requirements:						
Pensions costs (transferred to/ from the Pensions Reserve)	20,199	104				(20,303)
Financial instruments (transferred to the Financial Instruments Adjustment Account)	(860)	0				860
Council Tax and NDR (transfers to/ from Collection Fund Adjustment Account)	17,571					(17,571)
Holiday Pay (transferred to the Accumulated Absences Account)	1,819					(1,819)
Reversal of entries included in the Surplus/ Deficit on the Provision of Services in relation to capital expenditure (these items are charged to the Capital Adjustment Account (CAA))	73,728	55,308	23,379			(152,415)
Schools Budget deficit accounting (to account for the in-year deficit and year-end deficit balance)	2,375					(2,375)
Total Adjustments to Revenue Resources	114,832	55,412	23,379	0	0	(193,623)
Adjustments between Revenue and Capital Resources						
Transfer of non-current asset sale proceeds from revenue to the Capital Receipts Reserve	(2,791)	(8,476)		11,267		0
Payments to the Government housing receipts pool (funded by a contribution from the Capital Receipts Reserve)	1,939			(1,939)		0

Notes to the Core Financial Statements

Statutory provision for the repayment of debt (transfer from the CAA)	(9,894)	(3,165)				13,059
Revenue Expenditure Funded from Capital under Statute	8,953					(8,953)
Capital expenditure funded from revenue balances (transfer to the CAA)	875	(13,877)				13,002
Total Adjustments between Revenue and Capital Resources	(918)	(25,518)	0	9,328	0	17,108
Adjustments to Capital Resources						
Use of the Capital Receipts Reserve to finance capital expenditure				(12,400)		12,400
Use of the Major Repairs Reserve to finance capital expenditure			(37,958)			37,958
Application of capital grants to finance capital expenditure	(39,187)				2,979	36,208
Total Adjustments to Capital Resources	(39,187)	0	(37,958)	(12,400)	2,979	86,566
Total Adjustments	74,727	29,894	(14,579)	(3,072)	2,979	(89,949)

9. EARMARKED RESERVES

The Council has a number of earmarked reserves on its Balance Sheet. Some are required to be held for statutory reasons, some are needed to comply with proper accounting practice, and others have been set up to provide resources for future spending plans. This note shows the amounts used to meet General Fund expenditure in 2021/22 and amounts set aside in the year to finance future expenditure plans. The use of HRA earmarked reserves is shown in the notes to the HRA in Section 4.

Name of Reserve	Restated		Balance 31/03/22 £000		
	Balance 31/03/21 £000	2021/22 Transfers			
		Out £000			In £000
Specific Revenue Earmarked	60,851	(1,961)	42,313	101,203 (a (i))	
S31 Covid Business Rates Grant	33,157	(33,157)	5,327	5,327 (a (ii))	
Covid Grants	16,055	(11,941)	3,868	7,982 (a (iii))	
PFI and BSF Schemes	29,317	0	323	29,640 (b)	
New Homes Bonus Reserve	20,203	(33)	2,651	22,821 (c)	
Insurance	16,175	(725)	641	16,091 (d)	
Capital Programme Expenditure	480	(5,198)	5,630	912 (e)	
Section 106 Reserve	19,931	0	1,449	21,380 (f)	
	196,169	(53,015)	62,202	205,356	
Schools Reserves and External Funds	24,490	(24,171)	25,665	25,984 (g)	
	24,490	(24,171)	25,665	25,984	
Total	220,659	(77,186)	87,867	231,340	

a) Specific Earmarked Reserves

- (i) These comprise a number of specific reserves which are earmarked for particular purposes.
- (ii) The Earmarked Revenue reserve contains the S31 Covid Business rates relief grant carried forward to 2022/23.
- (iii) Revenue reserves balances also includes £8.0m of Other Covid-19 grants. These will either be used against revenue spend in 2022/23, used to support the Collection Fund, or returned to Central Government.

Notes to the Core Financial Statements

b) PFI and BSF Schemes Reserves

These reserves enable services to make revenue contributions towards their committed PFI and Building Schools for the Future (BSF) schemes in future years. This now includes the Street Lighting PFI Sinking Fund which was previously reported under the "Specific Revenue Earmarked Reserves" line.

c) New Homes Bonus Reserve

The reserve is made up of unused grant from central government. The grant is based on the amount of extra Council Tax revenue raised for new-build homes, conversions and long-term empty homes brought back into use. Use of the reserve is not ring-fenced.

d) Insurance Reserve

This has been established in order to supplement the insurance provision and covers potential costs arising from self-insured risks.

e) Capital Programme Expenditure Reserve

This reserve will be used to finance capital programme expenditure in future years.

f) Section 106 Reserve

In 2021/22 a review was carried out on the balances being held from S106 income received to determine if conditions related to repayment of unspent amount of grant received exists or not. From the balance previously being held as receipts in advance £21.4m was determined to have no conditions related to repayment of unspent amount of grant received. Therefore, this was transferred from receipts in advance and a new reserve was set up. This reserve will be used to finance capital programme expenditure in future years.

Upon further investigation it was determined that £19.9m of the balance related to prior years. As this balance is material a prior year adjustment was carried out, with all relevant notes restated.

g) Schools Reserves and Schools External Funds

The Schools Reserves consist of the unspent year-end balances from schools' self-managed budgets. School External Funds are unspent balances from schools' locally generated funds. All these balances are earmarked to be used by schools in future years.

10. NON CURRENT ASSETS**a) Non-Current Assets Revaluations**

Assets are valued at least every five years as a minimum or more regularly where a five-yearly valuation is insufficient to keep pace with material changes in fair value, to ensure that the Council's assets are valued in accordance with RICS and CIPFA guidance. The valuations this year were undertaken and signed off by the valuers Wilkes, Head and Eve LLP. Where revaluations have occurred in 2021/22, their exact effective date was 31 March 2022 for council dwellings and 31 March 2022 for other assets.

	Council Dwellings £000	Other Land & Buildings £000	Surplus Assets £000	Total £000
Valued at Historic Cost	0	0	0	0
Valued at Current Value				
2021-22	1,413,347	1,106,174	59,967	2,579,488
2020-21	93	108	889	1,090
2019-20	0	0	0	0
2018-19	0	391	0	391
2017-18	0	204	0	204
Total Net Book Value	1,413,440	1,106,877	60,856	2,581,173

Notes to the Core Financial Statements

b) Movements in Non-Current Assets

The movements in non-current assets during 2021/22 were as follows:

2021/22	Council Dwellings £000	Other Land & Buildings £000	Vehicles, Plant & Equip't £000	Community Assets £000	Surplus Assets £000	Assets under Construction £000	TOTAL £000
Gross Book Value b/fwd at 01 April 2021	1,393,428	1,064,737	62,187	5,562	53,823	69,923	2,649,660
Additions	51,527	1,125	1,709	0	0	56,521	110,882
Revaluations (recognised in Revaluation Reserve)	25,458	40,985	0	0	3,394	0	69,837
Revaluations (recognised in Surplus/ Deficit on the Provision of Services)	(1,674)	5,884	0	0	(657)	0	3,553
Impairments (recognised in Revaluation Reserve)	0	(813)	0	0	(1,120)	0	(1,933)
Impairments (recognised in Surplus/ Deficit on the Provision of Services)	(76)	(348)	0	0	(719)	0	(1,143)
Loss of Control of Assets (recognised in Revaluation Reserve)	0	0	0	0	0	0	0
Loss of Control of Assets (recognised in Financing and Investment Income and Expenditure)	0	0	0	0	0	0	0
De-recognition of Assets (recognised in Other Operating Expenditure)	(48,743)	0	0	0	0	0	(48,743)
Disposals	(5,809)	0	(16,924)	(100)	(1,952)	0	(24,785)
Transfers	(670)	(4,645)	0	0	8,088	(2,773)	0
Gross Book Value c/fwd at 31 March 2022	1,413,441	1,106,925	46,972	5,462	60,857	123,671	2,757,328
Depreciation b/fwd at 01 April 2021	0	(45)	(33,402)	(267)	(1,579)	0	(35,293)
Depreciation for year	(24,394)	(14,854)	(3,628)	(95)	(305)	0	(43,276)
<u>Depreciation written back on:</u>							
Transfers	12	72	0	0	(84)	0	0
Revaluations (recognised in Revaluation Reserve)	22,760	11,627	135	0	249	0	34,771
Revaluations (recognised in Surplus/ Deficit on the Provision of Services)	1,621	3,139	0	0	43	0	4,803
Impairments (recognised in Revaluation Reserve)	0	0	0	0	0	0	0
Impairments (recognised in Surplus/ Deficit on the Provision of Services)	0	13	0	0	0	0	13
Assets Sold	0	0	16,924	99	1,675	0	18,698
Depreciation c/fwd at 31 March 2022	(1)	(48)	(19,971)	(263)	(1)	0	(20,284)
Net Book Value at 31 March 2022	1,413,440	1,106,877	27,001	5,199	60,856	123,671	2,737,044

Notes to the Core Financial Statements

The movements in non-current assets during 2020/21 were as follows:

2020/21	Restated						TOTAL £000
	Council Dwellings £000	Other Land & Buildings £000	Vehicles, Plant & Equip't £000	Community Assets £000	Surplus Assets £000	Assets under Construction £000	
Gross Book Value b/fwd at 01 April 2020	1,284,065	1,077,934	59,003	5,596	94,858	80,532	2,601,988
Additions	38,960	3,700	7,781	0	0	45,211	95,652
Revaluations (recognised in Revaluation Reserve)	112,685	37,578	0	0	(31,635)	0	118,628
Revaluations (recognised in Surplus/ Deficit on the Provision of Services)	(9,333)	(31,238)	0	0	(2,846)	0	(43,417)
Impairments (recognised in Revaluation Reserve)	(1,943)	(1,172)	0	(14)	(3,667)	0	(6,796)
Impairments (recognised in Surplus/ Deficit on the Provision of Services)	(2,059)	(437)	0	(20)	(2,729)	0	(5,245)
Loss of Control of Assets (recognised in Revaluation Reserve)	0	(45,617)	0	0	0	0	(45,617)
Loss of Control of Assets (recognised in Financing and Investment Income and Expenditure)	0	(21,120)	0	0	0	0	(21,120)
De-recognition of Assets (recognised in Other Operating Expenditure)	(37,206)	0	0	0	0	0	(37,206)
Disposals	(4,274)	0	(2,728)	0	(205)	0	(7,207)
Transfers	12,533	45,109	(1,869)	0	47	(55,820)	0
Gross Book Value c/fwd at 31 March 2021	1,393,428	1,064,737	62,187	5,562	53,823	69,923	2,649,660
Depreciation b/fwd at 01 April 2020	(1,001)	(3,358)	(34,844)	(172)	(159)	0	(39,534)
Depreciation for year	(22,564)	(14,950)	(3,596)	(95)	(1,043)	0	(42,248)
<u>Depreciation written back on:</u>							
Transfers	72	11	1,578	0	(1,359)	(302)	0
Revaluations (recognised in Revaluation Reserve)	21,039	12,136	1,065	0	248	0	34,488
Revaluations (recognised in Surplus/ Deficit on the Provision of Services)	2,294	6,059	0	0	668	0	9,021
Impairments (recognised in Revaluation Reserve)	0	0	0	0	0	0	0
Impairments (recognised in Surplus/ Deficit on the Provision of Services)	160	57	0	0	30	302	549
Assets Sold	0	0	2,395	0	36	0	2,431
Depreciation c/fwd at 31 March 2021	0	(45)	(33,402)	(267)	(1,579)	0	(35,293)
Net Book Value at 31 March 2021	1,393,428	1,064,692	28,785	5,295	52,244	69,923	2,614,367

Notes to the Core Financial Statements

c) Highways Infrastructure Assets

Movements on balances

In accordance with the temporary relief offered by the Update to the Code on infrastructure assets note 10 (b) does not include disclosure of gross cost and accumulated depreciation for infrastructure assets because historical reporting practices and resultant information deficits mean that this would not faithfully represent the asset position to the users of the financial statements.

The authority has chosen not to disclose this information as the previously reported practices and resultant information deficits mean that gross cost and accumulated depreciation are not measured accurately and would not provide the basis for the users of the financial statements to take economic or other decisions relating to infrastructure assets.

	2021/22 £000	2020/21 £000
Net book value (modified historical cost) at 1 April	109,064	113,902
Additions	2,774	3,136
Derecognition	0	0
Depreciation	(7,698)	(7,614)
Impairment	(854)	(360)
Net Book Value at 31 March	103,286	109,064

Derecognition

The authority has determined in accordance with Regulation [30M England] of the Local Authorities (Capital Finance and Accounting) (England/Wales) (Amendment) Regulations 2022 that the carrying amounts to be derecognised for infrastructure assets when there is replacement expenditure is nil.

11. INVESTMENT PROPERTIES

Investment Properties were all reclassified to Property, Plant & Equipment in a previous year (2015/16), hence the nil balance.

Notes to the Core Financial Statements

12. FINANCIAL INSTRUMENTS

The following categories of financial instruments are carried in the Balance Sheet. Where values are zero, the relevant lines have been excluded from the table.

a) Categories of Financial Instruments

The value of debtors and creditors reported in the table below are solely those amounts meeting the definition of a financial instrument.

The balances of debtors and creditors reported in the balance sheet and Notes 14 and 16 also include balances which do not meet the definition of a financial instrument, such as tax-based debtors and creditors.

31-Mar-21			31-Mar-22	
Long Term	Short Term		Long Term	Short Term
£000	£000		£000	£000
		Fair Value Through Profit & Loss		
0	74,164	Investments	0	116,263
		Financial assets at amortised cost		
0	313,327	Investments	0	275,247
56,237	45,730	Debtors	59,520	48,206
0	3,472	Other Cash & Cash Equivalents	0	1,376
56,237	436,693	Total financial assets	59,520	441,092
		Financial Liabilities		
		Financial liabilities at amortised cost		
222,784	2,073	Borrowing	221,646	3,006
202,138	9,302	Private finance initiative (PFI) liabilities	193,246	10,158
0	101,858	Creditors	0	121,569
424,922	113,233	Total financial liabilities	414,892	134,733

Under accounting requirements the carrying value of financial instruments is shown in the balance sheet (including the principal amount borrowed or lent and adjustments for accrued interest where relevant). Accrued interest is included in current assets / liabilities where it is due within one year.

The value of short-term investments on the Balance Sheet of £275m includes short term fixed deposits of £185m and notice accounts of £90m, including accrued interest.

Notes to the Core Financial Statements

b) Financial and Non-Financial Instruments split

Debtors and creditors carried in the Balance Sheet include transactions which, by their nature, are not financial instruments due to their non-contractual status, including taxation debtors such as Council Tax and non-domestic rates. Those balances are as follows:

Debtors

	Long Term		Current		Total	
	Debtors		Debtors			
	31/03/22	31/03/21	31/03/22	31/03/21	31/03/22	31/03/21
	£000	£000	£000	£000	£000	£000
Financial instruments	59,520	56,237	48,206	45,730	107,726	101,967
Non-financial instruments	0	0	19,299	34,947	19,299	34,947
Total Debtors	59,520	56,237	67,505	80,677	127,025	136,914

Creditors

	Long Term		Current		Total	
	Creditors		Creditors			
	31/03/22	31/03/21	31/03/22	31/03/21	31/03/22	31/03/21
	£000	£000	£000	£000	£000	£000
Financial instruments	0	0	121,569	101,858	121,569	101,858
Non-financial instruments	0	0	35,678	15,956	35,678	15,956
Total Creditors	0	0	157,247	117,814	157,247	117,814

c) Income, Expense, Gains and Losses

The gains and losses recognised in the CIES in relation to financial instruments are as follows (there were no revaluations of financial instruments in 2021/22 or 2020/21):

	2021/22		2020/21	
	Surplus or Deficit on the Provision of Services £000	Other Comprehensive Income and Expenditure £000	Surplus or Deficit on the Provision of Services £000	Other Comprehensive Income and Expenditure £000
Interest Income	(719)	0	(1,872)	0
Total income in Surplus/Deficit on the Provision of Services	(719)	0	(1,872)	0
Interest expense	8,251	0	8,339	0
Expected Credit Loss: Financial Liabilities Measured at Amortised Cost	(2,994)	0	(277)	0
Total Expense in Surplus/Deficit on the Provision of Service	5,257	0	8,062	0
Net (Gain)/ Loss for the Year	4,538	0	6,190	0

Notes to the Core Financial Statements

d) Fair value of assets and liabilities

Financial Liabilities

Financial liabilities classed as financial liabilities at amortised cost are carried in the balance sheet at amortised cost. Their fair values can be estimated by calculating the present value of cash flows that will take place over the remaining term of the instruments, using the following assumptions:

- Borrowing rates from the PWLB have been applied to PWLB loans and disclosed at the New Loan/ Certainty discount rate, which is the rate that would be offered by the PWLB to undertake new borrowing at the Balance Sheet date.
- For non-PWLB loans, fair value has also been estimated using the PWLB New Loan/ Certainty discount rate. In the absence of any tangible market evidence, rates are based on discussions with possible market participants for new lending. The lenders are targeting lower than PWLB rates to encourage public sector bodies to consider alternatives to the PWLB and, based on discussions with those potential lenders, the differing structures and rates being offered would suggest an immaterial difference between those spot rates and the PWLB New Loan/Certainty rates.
- Where an instrument has a maturity of less than 12 months the fair value is taken to be the carrying amount.

The fair values for financial liabilities have been assessed by reference to Level 2 Inputs, i.e. inputs other than quoted prices that are observable for the financial liability. These give a reasonable estimate for the fair value of a financial instrument, and includes accrued interest.

31/03/21			31/03/22	
Carrying Amount £000	Fair Value £000		Carrying Amount £000	Fair Value £000
		Financial liabilities at amortised cost:		
		Borrowing		
93,844	129,299	Public Works Loan Board loans	93,843	118,854
131,013	177,897	Lender Option Borrower Option (LOBO) loans	130,809	162,520
211,863	211,863	PFI and finance lease liabilities	203,404	203,404
436,720	519,059	Sub-Total	428,056	484,778
101,858	101,858	Creditors	121,569	121,569
538,578	620,917	Total Financial Liabilities	549,625	606,347

The fair value of borrowings is greater than the carrying amount because the authority's portfolio of loans includes a number of fixed rate loans where the interest rate payable is higher than the prevailing rates at the Balance Sheet date. This shows a notional future loss (based on economic conditions at 31 March 2022) arising from a commitment to pay interest to lenders above current market rates.

Notes to the Core Financial Statements

Financial Assets

Financial assets classed as financial assets held at amortised cost are carried in the balance sheet at amortised cost. Their fair values can be estimated by calculating the present value of cash flows that will take place over the remaining term of the instruments, using the assumption that the fair value of the financial assets is equal to the carrying value, where the carrying value of assets with a maturity of less than 12 months is taken to be the fair value.

Financial assets classed as fair value through profit and loss are carried in the balance sheet at fair value. The fair values of these assets have been assessed by reference to Level 1 Inputs. Level 1 inputs are quoted prices for identical assets or liabilities in active markets.

31/03/21			31/03/22	
Carrying Amount £000	Fair Value £000		Carrying Amount £000	Fair Value £000
		Fair Value Through Profit and Loss		
74,164	74,164	Investments	116,263	116,263
		Financial Assets Held at Amortised Cost		
313,327	313,327	Investments	275,247	275,247
101,967	101,967	Debtors	107,726	107,726
3,472	3,472	Cash and Cash Equivalents	1,376	1,376
492,930	492,930	Total Financial Assets	500,612	500,612

e) Financial Instruments Adjustment Account

Details of the balances and the in-year movements in the Financial Instruments Adjustment Account can be found in the table below:

	Balance 31/03/21 £000	21/22 Transfers Net £000	Balance 31/03/22 £000
	LOBO Premium (created in Nov-17 following LOBO restructure)	(21,324)	569
FV recognition adjustment following LOBO restructure	(9,967)	(5)	(9,972)
Other Premiums and Discounts	(2,543)	289	(2,254)
Total	(33,834)	853	(32,981)

e) Other Required Declarations

There have been no reclassifications of financial instruments in the year or in regards to the previous year.

There were no unusual movements during the year or the previous year.

The Council provided no financial guarantees in the year and has none outstanding from previous years. The Council has made no loans to voluntary organisations at less than market rates (soft loans), nor has it received any such loans.

Notes to the Core Financial Statements

No de-recognition is expected to impact where the Council has transferred financial assets to a third party.

The Council did not hold and did not obtain any collateral for third party debts or other credit enhancements in the year or the previous year.

The adoption of IFRS 9 includes the requirement for disclosure of the expected credit loss impairment or gain associated with financial instruments held at amortised cost. For 2021/22 this loss is set out in the following section as £0.042m (£0.041m loss in 2020/21). These gains relate to the expected debit gains on trade receivables.

No defaults or breaches relating to the Council's financial instruments were incurred during the year or the previous year.

13. NATURE AND EXTENT OF RISKS ARISING FROM FINANCIAL INSTRUMENTS

a) Key Risks

The Council's activities necessarily expose it to a variety of financial risks. The key risks are:

- Credit Risk** - The possibility that other parties might fail to pay amounts due to the Council;
- Liquidity Risk** - The possibility that the Council might not have funds available to meet its commitments to make payments;
- Re-financing Risk** - The possibility that the Council might need to renew a financial instrument on maturity at disadvantageous interest rates or terms;
- Market Risk** - The possibility that financial loss might arise for the Council as a result of changes in such measures as interest rates movements.

b) Overall Procedures for Managing Risk

The Council's overall risk management procedures focus on the unpredictability of financial markets, and seek to minimise potential adverse effects on the resources available to fund services. They are set out through a legal framework based on the Local Government Act 2003 and associated regulations, and require the Council to manage risk in the following ways:

- formally adopt the requirements of the CIPFA Treasury Management Code of Practice;
- adopt a Treasury Policy Statement and include treasury management clauses within its financial regulations/standing orders/constitution;
- approve annually in advance prudential and treasury indicators for the following three years which includes limiting the Council's overall borrowing, managing interest rate exposure, and managing the maturity structure of debt.
- approve an investment strategy for the forthcoming year setting out its criteria for investing and selecting investment counterparties in compliance with Government guidance.

These procedures are required to be reported and approved at Council before the start of the year to which they relate. These items are reported with the annual Treasury Management Strategy which outlines the detailed approach to managing risk in relation to the Council's financial instrument exposure. Actual performance is also reported after each year. The annual treasury management strategy which incorporates the prudential indicators was last approved by Council in February 2020 and is available on the Council website. The Council maintains written principles for overall risk management, as well as written policies (Treasury Management Practices) covering specific areas, such as interest rate risk, credit risk, and the investment of surplus cash. These are a requirement of the Code of Practice and are reviewed periodically.

c) Credit Risk

Credit risk arises from deposits with banks and financial institutions, as well as credit exposures to the Council's customers. This risk is minimised through the Annual Investment Strategy, which requires that deposits are not made with financial institutions unless they meet identified minimum credit criteria, in accordance with the Fitch, Moody's and Standard & Poor's Credit Ratings Services. It also considers maximum amounts and time limits in respect of each financial institution. The Council uses the creditworthiness service provided by Link Asset Services which uses a sophisticated modelling approach with credit ratings from all three rating agencies forming the core element. This is combined with credit watches and credit outlooks in a weighted scoring system, with an overlay of CDS spreads which gives an early warning of likely changes in credit ratings, for which the end product is an indication of the relative creditworthiness of counterparties.

The Council's maximum exposure to credit risk in respect of its investments cannot be assessed generally as the risk of any institution failing to make interest payments or repay the principal sum will be specific to an individual institution. It is rare for such entities to be unable to meet their commitments and a risk of irrecoverable losses applies to all of the Council's deposits; however at the 31 March 2022 there was no evidence that this was likely to happen.

d) Amounts Arising from Expected Credit Losses (ECL)

As required by the Code of Practice, the Council is required to calculate an Expected Credit Loss (ECL) for its financial assets, which reflect the expectation that future cash flows might not take place because the borrower could default on their obligations. All of the Council's financial instrument assets are held at amortised cost.

The Council's investment assets are held with highly rated counterparties with very low historical rates of default, and are mainly simple deposit products held for durations of less than a year to collect contractual cash flows. Using the 12 month ECL model, at 31 March 2022 the Council's investment assets with a value of £391m had a calculated ECL of £0.042m; the Council has deemed this immaterial for adjusting the carrying values of those assets.

e) Liquidity Risk

The Council manages its liquidity position through the procedures above as well as using a comprehensive cash flow management system, as required by the CIPFA Treasury Management Code of Practice, which ensures that cash is available when needed. The Council has ready access to borrowings from the money markets to cover any day to day cash flow need and the PWLB and money markets for access to longer term funds; there is no significant risk that it will be unable to raise finance to meet its commitments under financial instruments. Instead, the risk is that the authority will be bound to replenish a significant proportion of its borrowings at a time of unfavourable interest rates. The authority sets limits on the proportion of its fixed rate borrowing maturing during specified periods, and a maturity analysis of financial liabilities within those periods is as follows:

Notes to the Core Financial Statements

31/03/22				Maturity Period	31/03/21			
PWLB	LOBO	PFI and Finance Leases	Total		PWLB	LOBO	PFI and Finance Leases	Total
£000	£000	£000	£000		£000	£000	£000	£000
935	203	10,158	11,296	Less than 1 year	0	203	9,302	9,505
1,496	203	10,852	12,551	Between 1 and 2 years	935	203	10,147	11,285
3,367	608	40,251	44,226	Between 2 and 5 years	3,367	608	35,922	39,897
12,907	1,014	59,600	73,521	Between 5 and 10 years	10,662	1,014	60,565	72,241
13,690	27,028	82,543	123,261	Between 10 and 20 years	17,431	17,028	95,927	130,386
8,581	12,028	0	20,609	Between 20 and 30 years	8,581	22,028	0	30,609
51,939	35,101	0	87,040	Between 30 and 40 years	51,939	35,101	0	87,040
0	43,717	0	43,717	Above 40 years	0	43,919	0	43,919
92,915	119,902	203,404	416,221	Total	92,915	120,104	211,863	424,882

The LOBO maturity profile assumes that the lenders will not exercise any options embedded in the loans until maturity. As at 31 March 2022, LOBO loans with nominal value £83m have fixed interest rates ranging from 3.98% to 4.67%, whilst a loan with nominal value £38m has a stepped rate ranging from 2.19% at 31 March 2022 to 6.30% at maturity. Of the total amount of LOBO loans, £35m have a break clause at every biannual interest payment date, £5m have a break clause every three years, and £80m every five years. In the current low interest rate environment, it is unlikely that the lenders will exercise their options to request early repayment of these LOBOs.

f) Refinancing and Maturity Risk

The Council maintains a significant debt and investment portfolio. Whilst the cash flow procedures above are considered sufficient to manage the refinancing risk, longer-term risk to the Council relates to managing the exposure to replacing financial instruments as they mature. The approved treasury indicator limits for the maturity structure of debt and the limits placed on investments over one year in duration are the key parameters used to address this risk. The Council approved treasury and investment strategies address the main risks and the corporate treasury team address the operational risks within these parameters.

g) Market Risk – Interest Rate Risk

The Council is exposed to interest rate movements on its borrowings and investments and these impact the Council according to how variable and fixed interest rates move across differing financial instrument periods. The Council has a number of strategies for managing interest rate risk. The annual Treasury Management Strategy includes expected interest rate movements. A treasury indicator is set which provides maximum limits for fixed and variable interest rate exposure, and this is monitored regularly. If variable interest rates had been 0.1% higher (with all other variables held constant) the financial effect would be a net increase in income of £0.3m. The impact of a 0.1% fall in interest rates would be a net decrease in income of £0.3m.

Notes to the Core Financial Statements

14. DEBTORS

a) Long Term Debtors

These consist of sums repayable to the Council over a period of time of more than one year.

	31/03/22 £000	31/03/21 £000
Lewisham Homes Limited - Loan	40,000	37,000 (a)
Catford Regeneration Partnership Limited (CRPL) - Loan	15,448	14,801 (b)
Street Lighting PFI Sinking Fund	2,950	2,950 (c)
Land Charges Debts	257	257
Other Long Term Debtors	865	1,229
Total Long Term Debtors	59,520	56,237

a) Lewisham Homes Limited Loan

A loan of £8m was advanced to Lewisham Homes Limited in 2015/16, a further £6m in 2016/17 a further £12m in 2017/18, a further £11m in 2018/19 and a further £3m in 2021/22. (See Section 6 – Group Accounts).

b) Catford Regeneration Partnership Limited Loan

A loan of £12m was advanced to CRPL in 2010/11, followed by further loans of £0.25m in 2015/16, £1.0m in 2016/17, £0.5m in 2019/20, £1.2m in 2020/21 and £0.6m in 2021/22. (See Section 6 – Group Accounts).

c) Street Lighting PFI Sinking Fund

This fund is held by LB Croydon on behalf of the Council in their role as lead borough for the on-going PFI scheme for the upgrade and maintenance of the borough's street lights.

Notes to the Core Financial Statements

b) Current Debtors

These are short term debts for goods and services which are expected to be repayable within a year.

	31/03/22 £000	31/03/21 £000
Government and Other Public Bodies:		
HM Revenue & Customs - VAT	8,353	6,516
Central Government bodies	4,146	11,816 (a)
Other Local Authorities	11,801	13,936 (b)
NHS bodies	3,558	5,784
Other Public bodies	639	219
Council Tax Payers	31,118	45,112 (c)
NDR Payers	2,312	2,351
Council Tax Court Costs	4,609	9,136
Housing Benefit Overpayments	13,098	24,153 (d)
Housing Rents (inc PSL, B & B, Hostels, Commercial)	10,119	11,209
Leaseholders Services Charges	5,569	5,655
Parking	0	0
LBL Pension Fund	1,496	3,518
General Debtors due for Supplies and Services	38,718	40,902
Total Current Debtors	135,536	180,307
Impairment Allowances	(68,031)	(99,630)
Total Net Current Debtors	67,505	80,677

a) Central Government bodies

The 2020/21 balance of £11.8m contains an amount for MHCLG's element of the NDR deficit of £7.7m, in 2021/22 this is now a Creditor of £0.1m.

b) Other Local Authorities

The 2020/21 balance of £13.9m contains an amount for GLA's element of the NDR deficit of £8.6m, in 2021/22 this is now a Creditor of £0.1m.

c) Council Tax Payers

After a review in 2021/22 £23.6m of historic debt for balances over six years old was written off against the impairment allowance for Council Tax payers debtors (see also Impairment Allowances note below).

d) Housing Benefits Overpayments

After a review in 2021/22 £10.5m of historic debt for balances over six years old was written off against the impairment allowance for Housing Benefits Overpayments debtors (see also Impairment Allowances note below).

Notes to the Core Financial Statements

c) Impairment Allowances

	Balance at 31/03/21 £000	Movement in 2021/22 £000	Balance at 31/03/22 £000
Council Tax Payers	(41,712)	14,103	(27,609) (c)
Council Tax Court Costs	(8,627)	4,562	(4,065)
NDR Payers	(2,140)	96	(2,044)
Housing Benefit Overpayments	(19,838)	9,799	(10,039) (d)
Housing Rents (inc PSL, B & B, Hostels, Commercial)	(4,604)	1,178	(3,426)
Leaseholders Services Charges	(1,884)	(479)	(2,363)
General Debtors due for Supplies and Services	(20,825)	2,340	(18,485)
Total Impairment Allowances	(99,630)	31,599	(68,031)

(c) & (d) See narrative under note 14 b) Current Debtors, above.

The above have been determined individually according to the particular factors for each type of debtor.

15. CASH AND CASH EQUIVALENTS

	Balance 31/03/21 £000	Movement in 2021/2 £000	Balance 31/03/22 £000
Cash Equivalents			
Short Term Deposits	0	0	0
Cash			
Money Market Funds	74,164	42,099	116,263
Call Accounts with Banks	0	0	0
	74,164	42,099	116,263
Other Cash and Bank Balances			
Main Bank Accounts	3,177	(3,177)	0
Other Cash and Bank Accounts	1,335	41	1,376
	4,512	(3,136)	1,376
Total Cash and Cash Equivalents	78,676	38,963	117,639
Bank Accounts Overdrawn			
Main Bank Accounts	0	(5,047)	(5,047)
Schools Bank Accounts	(1,039)	154	(885)
	(1,039)	(4,893)	(5,932)
Net Cash and Cash Equivalents	77,637	34,070	111,707

a) Short term deposits are made for varying periods of between one day and three months (less than 92 days), depending on the immediate cash requirements, and earn interest at the respective rates.

b) The carrying amounts of cash equivalents, cash and bank overdrafts approximate to their fair values.

c) The schools bank accounts are an integral part of the Council's overall cash management arrangements, and are therefore included under Net Cash and Cash Equivalents. They consist of individual accounts for each school, and an overall treasury account which is used to invest the net balance in conjunction with the Council's other balances. The balances on these accounts were £17.7m (2020/21 £8.5m) and overdrawn £18.6m (2020/21 overdrawn £9.5m) respectively.

Notes to the Core Financial Statements

16. CREDITORS

These are amounts owed to the Government and other public bodies and all unpaid sums for goods and services received as at the end of the year.

	31/03/22 £000	31/03/21 £000
Government and other public bodies:		
HM Revenue & Customs	5,964	7,188
Central Government bodies	51,808	52,511 (a)
Other Local Authorities	4,650	3,368
NHS bodies	2,814	1,511
Other Public bodies	1,579	964
	66,815	65,542
Short Term Compensated Absences	18,555	8,572 (b)
Council Tax	6,856	0
NDR	3,336	0
General Creditors (amounts owed for supplies and services)	61,685	43,700
Total Creditors	157,247	117,814

a) Central Government bodies

See table below for an analysis of Central Government bodies creditors:

	31/03/22 £000	31/03/21 £000
S31 grant - Expanded Retail discount and Nursery Relief	19,723	0
Homes for Ukraine Scheme	17,270	0
School Capital Grants	6,348	10,519
Covid Grants	4,314	37,357
RTB Receipts Pooling	1,926	1,444
Teachers Pensions	1,868	2,452
Other	359	740
Total Central Government Creditors	51,808	52,511

b) Short Term Compensated Absences

In 2021/22 the Council used a report from the Oracle HR system for leave untaken at year end for the first time. This showed that a lot more leave was untaken compared to the calculation in previous years based on a survey of employees.

Notes to the Core Financial Statements

17. REVENUE RECEIPTS IN ADVANCE

	31/03/22 £000	Restated 31/03/21 £000
Capital Contributions Unapplied	16,374	20,035 (a)
PFI Schemes	25,172	24,431
Revenue Grants and Contributions	9,490	6,692
Rents in Advance	8,383	6,037
Council Tax	2,844	9,254 (b)
NDR	448	2,983 (b)
Other Receipts in Advance	6,333	11,299
Total Receipts in Advance	69,044	80,731

(a) Capital Contributions Unapplied

Capital Contributions Unapplied includes a balance of £16.4m Section 106 Contributions, where the conditions have not yet been met, in 2021/22 (2020/21 was £20.0m (prior to restatement this was £39.9m)).

A review was carried out in 2021/22 to determine if there were conditions remaining or if conditions hadn't been met. This resulted in £1.3m moving to Creditors as this is to be repaid and £21.4m moving to Reserves as no conditions were remaining. £19.9m of the £21.4m related to prior years, as this is a material amount the 2020/21 balances have been restated.

(b) Council Tax & NDR

A review of these balances was carried out in 2021/22. It was determined that £6.9m of the Council tax balance and £3.3m of the NDR balance were in fact Creditors. An in-year adjustment was carried out to move the balances to Creditors (see note 16, above)

18. PROVISIONS

These are amounts which are set aside to meet liabilities that are likely or certain to arise from events which have taken place, but where it is not possible to determine precisely when the event will take place.

	Balance 31/03/21 £000	2021/22 Transfers		Balance 31/03/22 £000
		Out £000	In £000	
Current (less than 1 year)				
Insurance Provision (a)	2,648	(2,497)	2,284	2,435
Water Charges Provision (b)	4,943	(4,467)	5,513	5,989
Term Time Only Claims Provision (c)	4,700	(3,710)	0	990
NDR Appeals Provision	5,999	(1,678)	0	4,321
Other Provisions (d)	3,354	(5,061)	3,566	1,859
	21,644	(17,413)	11,363	15,594
Non Current (Over 1 year)				
Insurance Provision (a)	3,593	(1)	0	3,592
Water Charges Provision (b)	2,119	(2,119)	0	0
Other Provisions (d)	2,340	(256)	0	2,084
	8,052	(2,376)	0	5,676
Total - Provisions	29,696	(19,789)	11,363	21,270

Notes to the Core Financial Statements

- (a) Insurance Provisions
The Council's insurance programme comprises a mix of external insurance, largely for cover at catastrophe level or where required by contract or lease arrangements, and self-insurance. Dedicated Insurance Provisions and Reserves are maintained to provide 'self-insurance' to meet either uninsured losses or losses that fall below the external insurance excess. The appropriate levels are assessed annually by the Council's insurance actuaries.
- (b) Water Charges Provision
This is a provision to refund tenants their water charge discounts going back to 2001. This follows a Court of Appeal ruling in October 2020 regarding Kingston Council. A provision was set up in 2019/20 and payments are expected to be concluded in 2022/23.
- (c) Term Time Only Claims Provision
There were errors with the formula used by some Councils to calculate holiday pay for term-time only support staff in schools dating back several years. A provision was set up for this in 2020/21 with most payments being made in 2021/22, it is expected that the remainder of the provision will be used in 2022/23.
- (d) Other Provisions
Other Provisions includes two new provisions set up in 2020/21, a provision for the potential liability in respect of savings accounts for Children Leaving Care, which extends back a number of years (£1.7m) and a provision for a potential liability for London Borough of Lewisham for claims that may follow after the high court ruled that Norfolk County Council discriminated against disabled people with high support needs in its charging policy (known as the Norfolk Judgement) (£1.0m). Payments related to these are expected in 2022/23

19. USABLE CAPITAL RECEIPTS

Capital Receipts are mainly sums received from the sale of non-current assets. Housing capital receipts are subject to pooling arrangements whereby under certain conditions a portion is payable to central government. Non housing capital receipts are wholly usable to finance new capital expenditure. The balance on this account is available to fund future capital expenditure.

	2021/22 £000	2020/21 £000
Balance brought forward at start of year	58,296	61,368
Amounts Received	15,815	11,267
Poolable to Central Government	(1,940)	(1,939)
Receipts returned to Central Government	0	0
Amounts applied to finance new capital investment	(7,784)	(12,400)
Total increase/(decrease) in capital receipts in year	6,091	(3,072)
Balance carried forward at end of year	64,387	58,296

Notes to the Core Financial Statements

20. PENSION RESERVE

The Pensions Reserve reflects the timing differences which arise from the accounting treatment for post-employment benefits and for funding benefits in accordance with statutory provisions. The Council accounts for post-employment benefits in the CIES as the benefits are earned by employees accruing years of service, updating the liabilities recognised to reflect inflation, changing assumptions and investment returns on any resources set aside to meet the costs. However, statutory arrangements require benefits earned to be financed as the Council makes employer's contributions to pension funds or eventually pays any pensions for which it is directly responsible. The debit balance on the Pensions Reserve therefore shows a substantial shortfall between the benefits earned by past and current employees and the resources the Council has set aside to meet them. The statutory arrangements ensure that funding will have been set aside by the Council by the time the benefits are due to be paid.

	2021/22 £000	2020/21 £000
Balance brought forward at start of year	(771,041)	(518,466)
Actuarial gains or losses on pensions assets and liabilities	146,551	(422,364)
Return on Assets excluding amounts included in Net Interest	105,502	190,092
Reversal of items relating to retirement benefits debited or credited to the Surplus or Deficit on the Provision of Services in the CIES	(78,873)	(51,156)
Employer's pensions contributions and direct payments to pensioners payable in the year	31,853	30,853
Balance carried forward at end of year	(566,008)	(771,041)

Notes to the Core Financial Statements

21. REVALUATION RESERVE

The Revaluation Reserve records the accumulated gains since 1st April 2007 on non-current assets held by the Council arising from increases in value (to the extent that these gains have not been consumed by subsequent downward movements in value). The Reserve is also debited with the part of the depreciation that has been incurred because the asset has been revalued. On disposal of an asset, its Revaluation Reserve balance is written out to the Capital Adjustment Account. The overall balance on the Reserve thus represents the amount by which the value of non-current assets carried in the Balance Sheet is greater because they are carried at revalued amounts rather than depreciated historical cost.

	2021/22 £000	2020/21 £000
Balance brought forward at start of year	1,209,588	1,130,110
Revaluation of Assets	104,636	153,787
Impairment Losses	(1,934)	(6,797)
Loss of Control of Assets	0	(45,617)
Surplus or deficit on revaluation of non-current assets not posted to the Surplus or Deficit on the Provision of Services	102,702	101,373
Difference between fair value and historic cost depreciation	(20,992)	(19,372)
Accumulated gains on assets sold or scrapped	(3,187)	(2,523)
Amount written off to the Capital Adjustment Account	(24,179)	(21,895)
Balance carried forward at end of year	1,288,111	1,209,588

Notes to the Core Financial Statements

22. CAPITAL ADJUSTMENT ACCOUNT

This reflects the timing differences arising from the accounting treatment for the use of non-current assets and for financing the acquisition, construction or enhancement of those assets under statutory provisions. The Account is debited with the cost of acquisition, construction or enhancement as depreciation, impairment losses and amortisations are charged to the CIES (with reconciling entries from the Revaluation Reserve to convert fair value figures to a historical cost basis). It is credited with the amounts set aside by the Council as finance for the costs of acquisition, construction and enhancement.

	2021/22 £000	2020/21 £000
Balance brought forward at start of year	1,044,137	1,070,983
<u>Reversal of capital expenditure items debited or credited to the CIES</u>		
Charges for depreciation and impairment of non-current assets	(44,609)	(110,434)
Revenue expenditure funded from capital under statute	(2,738)	(8,953)
Non-current assets written off on disposal and de-recognition - gain/loss to the CIES	(54,882)	(39,458)
	(102,229)	(158,845)
Adjusting amounts written out of the Revaluation Reserve	24,179	19,372
Net amount written out of the cost of non-current assets consumed in the year	(78,050)	(139,473)
<u>Capital Financing applied in the year:</u>		
Use of Capital Receipts to finance new capital expenditure	7,784	12,400
Use of Major Repairs Reserve to finance new capital expenditure	27,177	37,958
Capital grants and contributions credited to the CIES	20,776	36,208
Statutory Provision for the financing of capital investment	4,327	4,134
Repayment of Principal on PFI schemes	8,036	8,925
Capital expenditure charged to General Fund and HRA	53,442	13,002
	121,542	112,627
Balance carried forward at end of year	1,087,629	1,044,137

Notes to the Core Financial Statements

23. EXPENDITURE AND INCOME ANALYSED BY NATURE

The Council's expenditure and income is analysed by type in the table below:

	2021/22 £000	Restated 2020/21 £000
Employee expenses - LBL	303,043	288,535
Employee expenses - Schools Non-LBL	65,589	61,700
Other Expenditure	715,211	692,283
Revaluation, Depreciation, Amortisation and Impairment	44,705	110,434
Interest payments	31,031	31,713
Loss of Control of Assets	0	21,120
Precepts and levies	1,702	1,706
Payments to Housing Capital Receipts Pool	1,940	1,939
Gain or loss on disposal and de-recognition of non-current assets	38,721	37,206
Net interest on the net defined benefit liability	15,883	12,102
Total Expenditure	1,217,825	1,258,738
Government grants and contributions	(650,497)	(690,349)
Fees, Charges and Other service income	(272,540)	(263,698)
Interest and Investment income	(1,611)	(3,164)
Income from council tax, non-domestic rates, district rate income	(213,843)	(213,800)
Recognised Capital Grants and Contributions	(19,839)	(36,508)
Gain or loss on disposal and de-recognition of non-current assets	0	(6,832)
Other Income	0	0
Total Income	(1,158,330)	(1,214,351)
(Surplus) or Deficit on the Provision of Services	59,495	44,387

The Council's Fees, Charges and Other Service Income is analysed by type in the table below:

	2021/22 £000	Restated 2020/21 £000
Fees, Charges and Other Service Income		
Rent & Service Charges	(126,229)	(119,476)
Contributions from Health	(41,342)	(42,188)
S106	(4,508)	(19,931) (a)
Schools Income	(14,199)	(7,051)
Parking Income	(13,158)	(12,016)
PFI Credits Income	(10,421)	(3,120)
Fees & Charges Income	(7,445)	(7,669)
Community Infrastructure Levy (CIL)	(6,646)	(2,840)
Other Care Charges Income	(6,093)	(5,684)
Fairer Charging Income	(5,343)	(4,550)
Cemeteries & Crematoria Income	(2,387)	(2,824)
Housing Benefits - Other Income	(2,306)	(1,641)
Licenses & Permits	(1,801)	(1,100)
Court Costs Income	(1,651)	0
Planning Fees	(1,502)	(1,517)
Contributions from Other Local Authorities	(1,286)	(1,415)
Professional Fees Income	(1,148)	(584)
Fines	(1,140)	0
Other Income	(23,933)	(30,091)
Total Income	(272,540)	(263,698)

(a) All unused S106 balances were transferred to RIA in 2020/21. In 2021/22 any S106 balance with no conditions remaining were transferred from RIA to Revenue and then onto Earmarked Reserves, this totalled £21.4m. £19.9m of the £21.4m related to prior years, as this is a material amount the 2020/21 balances have been restated. See notes 9 & 17, above.

Notes to the Core Financial Statements

24. AGENCY SERVICES AND POOLED BUDGETS

The Council did not carry out any agency services, construction work or any other work for any other Local Authorities, public bodies or entities in 2021/22 (nor 2020/21).

In 2021/22 the Council operated a pooled budget as defined by the terms of a Section 75 Agreement (National Health Service Act 2006)

There is one Pooled fund called Lewisham Better Care Fund (BCF). The Host Partner for the pooled fund is the Council (LBL) and the Pooled Fund Manager, is an officer of the council; the Group Finance Manager, Community Services.

The two partners in the agreement are LBL and NHS Lewisham CCG.

Before the start of the financial year the Partners agree an expenditure plan and the financial contribution of each party. Each element of the plan indicates which party will be the Lead Commissioner (or whether there will be joint commissioning). All BCF expenditure will require the approval of the Partnership Board; as such there is joint control of the Fund. Payments to and from the Pooled Fund are made from and recorded on the Council's financial systems.

Except where agreed otherwise payments to providers for services that are part of the BCF are made by the Partner holding the contract. These are identified and agreed by the Partners at least yearly before the start of each financial year. The Council invoices the CCG monthly for 1/12th of the agreed annual contribution less all planned payments made by the CCG in relation to CCG let contracts delivering the Schemes. Each party therefore accounts only for its share of the relevant expenditure within its own accounts with any surplus or deficit on the Fund held on behalf of the Fund by the Lead Authority.

The total Lewisham Better Care Fund for 2021/22 was £41.4m, the split of which can be seen in the table below:

	2021/22 £000	2020/21 £000
<u>Funding provided to the pooled budget:</u>		
Lewisham Borough Council	(16,795)	(16,795)
NHS Lewisham CCG	(24,581)	(23,287)
	(41,376)	(40,082)
<u>Expenditure met from the pooled budget:</u>		
Lewisham Borough Council	26,978	26,467
NHS Lewisham CCG	14,398	13,615
	41,376	40,082
Net surplus arising in year	0	0

25. INVESTMENT IN COMPANIES**a) Companies of which the Council is the sole owner.**

The Council is sole owner of two companies:

- i) Lewisham Homes Limited
- ii) Catford Regeneration Partnership Limited

Further detail on these companies is given in the Group Accounts section of these statements.

Notes to the Core Financial Statements

b) Companies of which the Council is a joint owner or shareholder.**i) Lewisham Schools for the Future LEP Limited and Lewisham Schools for the Future SPV Limited**

The Council has a stake of 10% in Lewisham Schools for the Future LEP Limited which is the Local Education Partnership company also comprising Costain Engineering & Construction Limited, Babcock Project Investments Limited and Building Schools for the Future Limited as well. It was established under the Council's Building Schools for the Future (BSF) programme to rebuild and refurbish the secondary schools within the Borough. No payments were made to this company in 20/21 (£8.5k in 2020/21).

The Council also has a 10% stake in four Special Purpose Vehicles which were set up in relation to the schools which were built within this BSF Programme. The companies concerned are Lewisham Schools For The Future SPV Limited (21/22 £9.5m, 20/21 £9.1m), Lewisham Schools For The Future SPV2 Limited (21/22 £3.2m, 20/21 £3.1m), Lewisham Schools For The Future SPV3 Limited (21/22 £4.7m, 20/21 £4.6m) and Lewisham Schools For The Future SPV4 Limited (21/22 £8.6m, 20/21 £8.6m). The Director of Financial Services is the Council's Director on all of these companies' boards. The corporate structure is standard to BSF schemes.

ii) South-East London Combined Heat and Power Limited (SELCHP)

The Council has a minority share of less than 1% in South-East London Combined Heat and Power Limited (SELCHP) which is a joint venture with the London Borough of Greenwich for the provision of waste disposal and waste to energy services. Payments of £4.7m were made in 2021/22 to the company (£5.3m in 2020/21) and are included in the Housing, Regeneration & Environment line of the CIES.

iii) Lewisham Grainger Holdings LLP

During 2018/19 the Council formed a Limited Liability Partnership with Grainger Developments Ltd. The Council and Grainger are each 50:50 shareholders in the holding company and this (and its subsidiaries) are all registered at Companies House. Therefore this is not a subsidiary of the Council as LBL do not have the majority shareholding. The partnership will build housing for rent in Besson Street, New Cross. No payments were made to the company by the Council in 2021/22 or 2020/21.

26. MEMBERS' ALLOWANCES

The Council paid the following amounts to elected members of the Council during the year.

	2021/22 £000	2020/21 £000
Allowances (incl. NI)	1,005	971
Other Expenses	13	1
Total Expenditure in Year	1,018	972

Notes to the Core Financial Statements

27. OFFICERS' REMUNERATION

a) The number of Employees whose Remuneration was £50,000 or more:-

Remuneration Band	Non-Schools		Schools		Totals	
	2021/22	2020/21	2021/22	2020/21	2021/22	2020/21
£50,000 to £54,999	159	138	278	289	437	427
£55,000 to £59,999	61	58	66	73	127	131
£60,000 to £64,999	23	7	81	84	104	91
£65,000 to £69,999	13	18	33	34	46	52
£70,000 to £74,999	22	25	37	38	59	63
£75,000 to £79,999	17	2	24	30	41	32
£80,000 to £84,999	2	2	22	24	24	26
£85,000 to £89,999	5	2	14	10	19	12
£90,000 to £94,999	0	0	3	5	3	5
£95,000 to £99,999	1	1	4	3	5	4
£100,000 to £104,999	2	1	2	3	4	4
£105,000 to £109,999	6	9	4	3	10	12
£110,000 to £114,999	0	1	1	1	1	2
£115,000 to £119,999	4	0	1	1	5	1
£120,000 to £124,999	0	0	1	2	1	2
£125,000 and over	0	0	3	2	3	2
Total	315	264	574	602	889	866

Note (i) These figures do not include the senior employees disclosed separately in note b) below.

b) Disclosure of Senior Employees' Remuneration

The definition of a "Senior Employee" is set out in Regulation 7 of the Accounts and Audit (England) Regulations 2011 (SI 2011/817). In summary, they are either a statutory chief officer, or have the power to direct or control the major activities of the Council or report direct to the Head of the Council's paid service. They are not the same group of senior staff whose salaries are published on the Council's website.

After a review in 2020/21 it was decided to only include the current members of the Executive Management Team (EMT) and the statutory post holders.

Notes to the Core Financial Statements

Financial Year 2021/22

Senior Employees

	Salary (inc fees and allowances)	Employer's Pension Contributions	Total (inc. Pension Contributions)
	£	£	£
Chief Executive (Kim Wright)	184,950	41,614	226,564
Assistant Chief Executive	116,343	26,353	142,696
Executive Director for Corporate Resources (Kathy Freeman)	153,297	33,981	187,278
Executive Director for Children and Young People (Pinaki Ghoshal)	153,897	34,627	188,524
Executive Director for Community Services (Tom Brown)	151,029	34,627	185,656
Executive Director for Housing, Regeneration and Public Realm (a)	126,637	28,084	154,721
01-Apr-21 to 15-Aug-21	57,711	12,939	70,650
18-Oct-21 to 31-Mar-22	68,926	15,145	84,071
Director of Public Health	105,496	23,736	129,232
Director of Law & Corporate Governance (b)	55,823	12,811	68,634
01-Apr-21 to 31-Jul-21	44,525	10,279	54,804
17-Nov-21 to 31-Mar-22	11,298	2,532	13,830
Totals	1,047,472	235,833	1,283,305

(a) Executive Director for Housing, Regeneration and Public Realm: The post was vacant from when the previous post holder left (15-Aug-21) to when the new post holder joined (18-Oct-21)

(b) Director of Law & Corporate Governance: The post was vacant from when the previous post holder left (31-Jul-21) to when the new post holder joined (17-Nov-21). The current post holder was seconded to LBL part time (from 17-Nov-21 to 31-Mar-22) whilst he worked his notice period at Hackney.

Financial Year 2020/21

Senior Employees

	Salary (inc fees and allowances)	Employer's Pension Contributions	Total (inc. Pension Contributions)
	£	£	£
Chief Executive (Kim Wright)	184,950	41,614	226,564
Assistant Chief Executive	111,200	25,020	136,220
Executive Director for Corporate Resources (a)	141,825	31,911	173,736
01-Apr-20 to 14-Sep-20 (Acting)	60,748	13,668	74,416
14-Sep-20 to 31-Mar-21	81,077	18,243	99,320
Executive Director for Children and Young People (b)	172,348	28,856	201,204
01-Apr-20 to 12-Jun-20 (Interim - Agency)	44,100	0	44,100
01-Jun-20 to 31-Mar-21	128,248	28,856	157,104
Executive Director for Community Services (Tom Brown)	151,029	33,982	185,011
Executive Director for Housing, Regeneration and Public Realm (Kevin Sheehan)	153,897	34,627	188,524
Director of Public Health	102,789	23,128	125,917
Director of Law, Governance & HR (c)	94,546	21,273	115,819
13-Jul-20 to 31-Mar-21	94,546	21,273	115,819
Head of Law and Monitoring Officer (part-time) (c)	172,906	4,515	177,421
01-Apr-20 to 16-Jul-20 (Kath Nicholson)	172,906	4,515	177,421
Totals	1,285,490	244,926	1,530,416

(a) Executive Director for Corporate Resources - This was an interim appointment for 01-Apr-20 to 14-Sep-20. The postholder then returned to their position of Director of Corporate Services.

(b) Executive Director for Children and Young People - The post was covered by an interim (agency) from 01-Apr-20 to 12-Jun-20. Agency costs of £7,938 (not included above) were also incurred for the interim employee. There was a brief overlap between agency and permanent postholders.

(c) Head of Law - The part-time head of Law retired in Jul-20. The figure in the table above consists of their salary plus exit package; their exit package is also included in Note 27c below (band £100,001 and over). There was a brief overlap in employment with the newly appointed Director of Law, Governance & HR.

Notes to the Core Financial Statements

c) Termination Benefits - Exit Packages Agreed in Year

The number and cost of exit packages granted to employees in the year are shown below. These costs include redundancy payments to employees which were charged to the CIES. They also include payments to the Pension Fund in respect of the extra pension costs of employees who were granted early access to their pensions.

Cost Band (inc Pension Fund Contributions)	Total Number of Exit Packages		Total Cost of Exit Packages	
	2021/22 No.	2020/21 No.	2021/22 £000	2020/21 £000
£0 to £20,000	101	30	743	249
£20,001 to £40,000	36	9	1,095	244
£40,001 to £60,000	13	1	640	58
£60,001 to £80,000	7	1	407	79
£80,001 to £100,000	2	0	166	0
£100,001 and over	3	3	315	405
Total	162	44	3,366	1,035

28. EXTERNAL AUDIT COSTS

	2021/22 £000	2020/21 £000
External Audit Services	253	233
Certification of Grant Claims and Returns	47	42
Other services provided by the appointed auditor (*)	0	24
	300	299

(*) The Other services provided by the appointed auditor in 2020/21 is work on prior year objections relating to LOBO's and PFI's that were finalised during 2020/21.

The Council's External Auditors are Grant Thornton.

Notes to the Core Financial Statements

29. DEDICATED SCHOOLS' GRANT

The Council's expenditure on schools is funded primarily by the Dedicated Schools' Grant (DSG) provided by the DfE. The DSG is ring-fenced and can only be used to meet expenditure as defined in the School Finance (England) Regulations 2011. The Schools Budget includes elements for a range of educational services provided on a Council wide basis and for the Individual Schools Budget (ISB), which is divided into a budget share for each maintained school.

	2021/22			2020/21		
	Central Expenditure £000	Individual Schools Budget (ISB) £000	Total £000	Central Expenditure £000	Individual Schools Budget (ISB) £000	Total £000
Final DSG before academy & high needs recoupment	59,107	253,396	312,503	49,065	247,214	296,279
Academy & high needs figure recouped	0	(39,831)	(39,831)	(601)	(35,748)	(36,349)
Total DSG after academy & high needs recoupment	59,107	213,565	272,672	48,464	211,466	259,930
Brought forward from previous year (Restated)	0	0	0	(629)	1,180	551
Carry forward to next year agreed in advance	0	0	0	0	0	0
Agreed initial budgeted distribution	59,107	213,565	272,672	47,835	212,646	260,481
In year adjustments	0	(167)	(167)		(547)	(547)
Final Budget Distribution	59,107	213,398	272,505	47,835	212,099	259,934
Actual Central Expenditure	64,677		64,677	52,659		52,659
Actual ISB deployed to schools		214,319	214,319		209,650	209,650
Total In-Year (Deficit) Surplus	(5,570)	(921)	(6,491)	(4,824)	2,449	(2,375)

DSG Unusable Reserve

	£000
DSG unusable reserve (cumulative deficit) at the end of 2020/21	(2,375)
Addition to DSG unusable reserve at the end of 2021/22 (in-year deficit)	(6,491)
Total of DSG unusable reserve (cumulative deficit) at the end of 2021/22	(8,866)

Notes to the Core Financial Statements

30. GRANT INCOME

The following grants were credited to services during the year:

	2021/22 £000	2020/21 £000
Dedicated Schools Grant	(272,505)	(259,383)
Housing Benefit Grant	(159,901)	(169,277)
BSF/ Grouped Schools PFI Unitary Charge Grant	(26,150)	(26,329)
Covid-19 Grants	(25,352)	(38,529)
Public Health Grant	(25,352)	(24,776)
Housing Subsidy/ Decent Homes Backlog Grant	(19,863)	(10,353)
Improved Better Care Fund	(14,502)	(14,502)
Pupil Premium Grant	(11,800)	(12,035)
Children's Social Care Grant	(10,773)	0 (a)
Other Grants	(51,613)	(50,002)
Total	(617,811)	(605,186)

The following grants were credited to Taxation and non-specific Grant Income during the year:

	2021/22 £000	2020/21 £000
Revenue Support Grant (RSG)	(28,151)	(27,996)
S31 Business rate relief grant	0	(33,157)
Children's Social Care Grant	0	(8,434) (a)
S31 Business rate grants - Other	(1,009)	(6,918)
New Homes Bonus	(2,652)	(6,176)
Covid-19 Grants	0	(1,816)
Other	(874)	(666)
Total	(32,686)	(85,163)

(a) Children's Social Care Grant

In 2021/22 a decision was taken to allocate the Children's Social Care grant to the CYP directorate, therefore it was credited to services during the year (in 2020/21 it was credited to Taxation and non-specific Grant Income during the year).

31. RELATED PARTY TRANSACTIONS

The Council is required to disclose material transactions with related parties, which are bodies or individuals that have the potential to control or influence the Council or to be controlled by the Council.

(a) Central Government and Other Local Authorities

Central government exerts significant influence over the Council through legislation and grant funding. The general government grants received are shown in Note 30 to the Core Financial Statements. The precept to the Greater London Authority is shown in the notes of the Collection Fund in Section 5 of these Accounts. There were numerous other transactions between the Council and other Local Authorities.

(b) Subsidiaries, Associated Companies and Joint Ventures

Further details on these companies are given in Note 25 – Investment in Companies – and the Group Accounts section of these statements.

Notes to the Core Financial Statements

Transactions with the companies that are solely owned by the Council are in the table below:

Name	Loan with LBL	Expenditure	Income	Income outstanding to LBL (LBL debtor balance)	Balance outstanding (LBL creditor balance)
	£'000	£'000	£'000	£'000	£'000
Lewisham Homes Ltd	40,000	60,910	12,461	4,462	8,295
Catford Regeneration Partnership Ltd	15,448	798	20	0	0

Name	Loan with LBL	Expenditure	Income	Income outstanding to LBL (LBL debtor balance)	Balance outstanding (LBL creditor balance)
	£'000	£'000	£'000	£'000	£'000
Lewisham Homes Ltd	37,000	35,066	10,995	4,587	1,297
Catford Regeneration Partnership Ltd	14,801	603	134	6	298

(c) Companies of which the Council is a Joint Owner or Shareholder

Further details on these companies are given in Note 25 – Investment in Companies.

Payments made by the Council to these companies in 2021/22 are shown below:

- i) Lewisham Schools for the Future LEP Limited – £0m
Lewisham Schools for the Future SPV Limited – £9.5m
Lewisham Schools for the Future SPV2 Limited – £3.2m
Lewisham Schools for the Future SPV3 Limited – £4.7m
Lewisham Schools for the Future SPV4 Limited – £8.6m
- ii) South-East London Combined Heat and Power Limited (SELCHP) – £4.7m
- iii) Lewisham Grainger Holdings LLP – no payments were made.

(d) Elected Members (Councillors) and Chief Officers

Councillors have direct control over the Council's financial and operating policies, and their total cost is shown in Note 26. They are required to declare all related party transactions which they have with any organisation in which they have a controlling interest. This information is recorded on the Council's Register of Members and Chief Officers' Declarations of Interests and is open to public inspection at the Civic Suite at Lewisham Civic Suite during office hours. The information is also published on the Council's website. The Council is compliant with the Localism Act 2012.

The Council has concluded that no related party transactions should be disclosed since all declared interests by Members or Offices are within organisations where they cannot exert a controlling interest.

(e) Lewisham Pension Fund

The Pension Fund Accounts are included in Section 8 of this document.

Notes to the Core Financial Statements

32. CAPITAL EXPENDITURE AND CAPITAL FINANCING

The capital expenditure incurred in the year (excluding the value of assets acquired under finance leases and PFI contracts) and the resources used to finance it are shown below. Any expenditure which is not financed in the year will add to the Capital Financing Requirement (CFR), which measures the capital expenditure incurred historically by the Council that has yet to be financed. The Council is required to set aside an amount each year (the Minimum Revenue Provision - MRP) to repay debt, this reduces the CFR.

	2021/22 £000	2020/21 £000
Opening Capital Financing Requirement	507,210	519,801
Capital Investment		
Property, Plant and Equipment	113,656	98,788
Capital Expenditure not added to Fixed Assets	3,000	0 (a)
Revenue Expenditure Funded from Capital under Statute	2,738	8,953
	119,394	107,741
Resources Used for Financing		
Capital Receipts	(7,784)	(12,400)
Government Grants and Other Contributions	(20,776)	(36,208)
Major Repairs Reserve	(27,177)	(37,958)
Sums set aside from Revenue:	(53,442)	(13,002)
	(109,179)	(99,568)
Increase in the underlying need to borrowing	10,215	8,173
Adjustment		
Bring in PFI Schemes Asset	1,276	(7,705) (b)
Realign the CFR to Statutory Requirements	13,278	0 (c)
	14,554	(7,705)
Debt Redeemed		
Minimum Revenue Provision	(4,327)	(4,134)
Repayment of Principal on PFI schemes	(9,312)	(8,925) (b)
	(13,639)	(13,059)
Increase/ (decrease) in Capital Financing Requirement	11,130	(12,591)
Closing Capital Financing Requirement	518,340	507,210

(a) Lewisham Homes Loan £3m in 2021/22

(b) It was found that the PFI asset was not included in the CFR Calculation from 2018/19, and therefore did not match the PFI liability already being shown on the balance sheet. This was corrected by restating the CFR 2018/19 figures in 2019/20. On review we found that the adjustment to the PFI asset value in 19/20 did not reflect the writing down of the liability for that year and so a further adjustment to correct the CFR was needed in 2020/21 & 2021/22.

(c) An adjustment was required in 2021/22 to realign the CFR balance to meet the statutory requirements as per appendix G of the CIPFA Practitioners guide to capital finance in local government.

Notes to the Core Financial Statements

33. LEASES**a) Council as a Lessee**i) Finance Leases

The council does not have any assets held under Finance Leases.

ii) Operating Leases

The Council has operating leases in the areas of Council Dwellings, School Plant and Equipment and Refuse Vehicles. The expenditure charged to services in the CIES during the year in relation to these leases was £1.6m (£1.6m in 2020/21). The future minimum lease payments due under non-cancellable leases in futures are:

	31/03/22 £000	31/03/21 £000
Not later than one year	1,614	1,241
Later than one year and not later than five years	3,382	3,328
Later than five years	14,293	14,866
	19,289	19,435

b) Council as a Lessori) Finance Leases

The Council does not lease out any assets held under Finance Leases.

ii) Operating Leases

The Council leases out a number of commercial properties for Investment purposes. The future minimum lease payments receivable under non-cancellable leases in future years are:

	31/03/22 £000	31/03/21 £000
Not later than one year	3,406	3,414
Later than one year and not later than five years	6,598	5,389
Later than five years	5,425	5,858
	15,429	14,661

Notes to the Core Financial Statements

34. PRIVATE FINANCE INITIATIVES (PFI) CONTRACTS

a) Summary of PFI Schemes

PFI Scheme	Brockley HRA	Downham Lifestyles	Grouped Schools	BSF 1	BSF 2	BSF 3	BSF 4	Street Lighting
Start of Contract	2007	2007	2007	2009	2011	2012	2012	2011
End of Contract	2027	2039	2036	2035	2037	2037	2038	2036
Total Estimated Cost	£287m	£83m	£228m	£242m	£86m	£119m	£225m	£95m
Total PFI Credits	£207m	£30m			£674m			£54m
Net PFI Cost	£80m	£53m			£226m			£41m

b) Payments made under PFI contracts

	Brockley HRA	Downham Lifestyles	Grouped Schools	BSF 1	BSF 2	BSF 3	BSF 4	Street Lighting	Total
	£000	£000	£000	£000	£000	£000	£000	£000	£000
2021/22									
Service Charges	10,339	515	4,077	3,856	1,120	1,188	1,939	859	23,893
Interest	3,045	1,817	2,967	3,692	1,616	2,461	4,948	2,234	22,780
Liability Repayment	3,025	176	900	1,744	390	869	1,456	751	9,311
Unitary Charge	16,409	2,508	7,944	9,292	3,126	4,518	8,343	3,844	55,984
2020/21									
Service Charges	9,213	497	3,833	3,732	1,025	1,075	2,076	838	22,289
Interest	3,474	1,652	3,055	3,780	1,660	2,504	4,967	2,280	23,372
Liability Repayment	3,165	275	844	1,537	382	835	1,196	692	8,926
Unitary Charge	15,852	2,424	7,732	9,049	3,067	4,414	8,239	3,810	54,587

Notes to the Core Financial Statements

c) Movement in PFI Assets in year

The assets which are used to provide the services under these PFI contracts are recognised within the Council's Balance Sheet. The movements in value over the year are detailed in the following table.

	2021/22		2020/21	
	£000	£000	£000	£000
Gross Book Value b/fwd		372,901		415,835
Additions		0		0
Revaluations (recognised in Revaluation Reserve)	13,354		23,949	
Revaluations (recognised in Surplus/ Deficit on the Provision of Services)	1,551	14,905	462	24,411
Impairments (recognised in Revaluation Reserve)	0		0	
Impairments (recognised in Surplus/ Deficit on the Provision of Services)	0	0	0	0
Loss of Control of Assets (recognised in Revaluation Reserve)	0		(45,617)	
Loss of Control of Assets (recognised in Financing and Investment Income and Expenditure)	0	0	(21,120)	(66,737) *
Disposals		(566)		(608)
Transfers		0		0
Assets reclassified (to)/ from Held for Sale		0		0
Gross Book Value c/fwd		387,240		372,901
Depreciation b/fwd		(7,340)		(6,653)
Depreciation for year		(7,178)		(7,785)
<u>Depreciation written back on:</u>				
Transfers		0		0
Revaluations (recognised in Revaluation Reserve)	5,774		6,686	
Revaluations (recognised in Surplus/ Deficit on the Provision of Services)	238	6,012	412	7,098
Impairments (recognised in Revaluation Reserve)	0		0	
Impairments (recognised in Surplus/ Deficit on the Provision of Services)	0		0	
Assets sold		0		0
Depreciation c/fwd		(8,506)		(7,340)
Net Book Value at End of Year		378,734		365,561

* The £66.7m Loss of Control of Assets relates to the de-recognition of the asset value of Sedgehill secondary school held on the balance sheet when it transferred to an academy.

Notes to the Core Financial Statements

d) PFI Liabilities

The unitary payments made to the contractors have been calculated to pay them the fair value of the services they provide, the capital expenditure they have incurred and interest they will pay whilst the capital expenditure remains to be reimbursed. The Council's total outstanding liability to the contractors is shown in the following table.

	Current Liabilities (Due within 1 Year)		Deferred (Future) Liabilities	
	2021/22 £000	2020/21 £000	2021/22 £000	2020/21 £000
Balance outstanding at start of year	9,302	8,797	202,138	211,880
Balance outstanding at end of year	10,158	9,302	193,246	202,138

e) Payments due under PFI contracts in future years

The Council makes an agreed payment each year which is linked to inflation and can be reduced if the contractor fails to meet availability and performance standards. The following table shows the estimated payments due to be paid (as part of a unitary charge) for each PFI. The price base is in nominal terms assuming a 1.9% RPI increase per annum compounded until the end of the contract. The amounts are broken down into the different elements of the payments reflecting how they will be accounted for.

Note: Amounts shown for Brockley HRA PFI relate only to the unitary charge for tenanted properties.

Notes to the Core Financial Statements

	In 2022/23 £000s	2 to 5 years £000s	6 to 10 years £000s	11 to 15 years £000s	16 to 20 years £000s	Total £000s
Brockley HRA						
Service charges	9,779	39,857	635			50,271
Interest	2,799	7,978	215			10,992
Repayment of liability	3,455	19,657	647			23,759
Planned lifecycle replacement	681	2,397	1			3,079
Downham Lifestyles						
Service charges	262	1,116	1,560	1,765	769	5,472
Interest	1,837	7,427	9,020	8,193	2,782	29,259
Repayment of liability	198	1,104	2,166	3,846	2,378	9,692
Planned lifecycle replacement	277	1,180	1,666	1,885	821	5,829
Grouped Schools						
Service charges	3,081	13,222	18,759	17,575		52,637
Interest	2,884	10,514	10,285	4,281		27,964
Repayment of liability	956	4,970	11,010	14,095		31,031
Planned lifecycle replacement	1,155	4,704	4,153	3,244		13,256
BSF 1						
Service charges	2,940	12,678	18,107	12,231		45,956
Interest	3,460	12,055	10,431	1,678		27,624
Repayment of liability	1,747	8,243	16,363	12,263		38,616
Planned lifecycle replacement	1,251	5,846	6,630	3,759		17,486
BSF 2						
Service charges	862	3,670	5,128	5,802	520	15,982
Interest	1,580	5,816	5,737	2,982	40	16,155
Repayment of liability	438	2,201	4,349	7,249	751	14,988
Planned lifecycle replacement	279	1,279	1,791	1,967	257	5,573
BSF 3						
Service charges	1,117	5,181	8,060	9,531	906	24,795
Interest	2,391	8,694	8,412	5,024	304	24,825
Repayment of liability	920	3,966	6,314	9,361	1,275	21,836
Planned lifecycle replacement	143	994	2,109	2,663	283	6,192
BSF 4						
Service charges	1,880	8,821	13,752	16,431	3,726	44,610
Interest	4,845	17,826	17,688	10,758	947	52,064
Repayment of liability	1,628	6,935	11,438	17,571	4,443	42,015
Planned lifecycle replacement	165	1,448	3,256	4,301	1,081	10,251
Streetlighting						
Service charges	881	3,750	5,239	5,127		14,997
Interest	2,182	8,091	8,099	4,247		22,619
Repayment of liability	816	4,028	7,314	9,312		21,470
Planned lifecycle replacement	0	0	0	0		0
Totals	56,889	235,648	220,334	197,141	21,283	731,295

Notes to the Core Financial Statements

35. CAPITAL CONTRACTUAL COMMITMENTS

The table below lists the contractual commitments for the acquisition of property, plant and equipment. These are estimated amounts based either on the value of open purchase orders or officer estimates.

	Contractual commitments as at 31/03/22 £m	Contractual commitments as at 31/03/21 £m
General Fund		
Greenvale School Expansion	1.8	8.5
Public Sector Decarbonisation Scheme(PSDS)	1.4	0.0
Catford Library Project works	0.4	0.0
Old Town Hall	0.3	0.0
CCTV Modernisation Plan 2017	0.0	1.0
Good Growth Scheme	0.0	0.4
Ashmead School Expansion	0.0	0.3
Housing Revenue Account	37.0	65.1
Total Capital Programme contractual commitments	40.9	75.3

36. DEFINED CONTRIBUTION PENSION SCHEMES

The Teachers and the National Health Service Pension Schemes are technically defined benefit schemes. However, their assets and liabilities cannot reliably be identified at individual employer level and therefore for the purposes of the Council's accounts they are accounted for as defined contribution schemes.

Teachers employed by the Council are members of the Teachers' Pension Scheme, which is run by the Department for Education (DfE). The scheme provides benefits upon retirement with both the Council and the employee making contributions to the scheme. The scheme is "unfunded" and the DfE use a notional fund to set a national employers contribution rate based on a percentage of members' pensionable pay – in 2021/22 this rate was 23.68% (in 2021/22 23.68%). In 2020/21, the Council paid £20.5m to the DfE in respect of teachers' pension costs (£23.8m in 2021/22).

Public Health staff employed by the Council are members of the NHS Pension Scheme, which is run by the Department of Health (DoH). The scheme provides benefits upon retirement with both the Council and the employee making contributions to the scheme. The scheme is "unfunded" and the DoH use a notional fund to set a national employers contribution rate based on a percentage of members' pensionable pay – this rate was 20.68% for 2021/22 (14.38% paid by employers and 6.3% paid centrally (in 2020/21 this was also 20.68%). In 2021/22 the Council paid £0.079m to the DoH in respect of employees' pension costs (£0.039m in 2020/21).

37. DEFINED BENEFIT PENSION SCHEMES

a) Participation in Pension Schemes

The Council offers retirement benefits as part of the terms and conditions of staff employment. Although these benefits will not actually be payable until employees retire, the Council is committed to making these payments, and they are required to be disclosed at the time that employees earn their future entitlement. The Council makes contributions on behalf of its employees to the Local Government Pension Scheme (LGPS) and the London Pensions Fund Authority (LPFA). These are defined benefit pension schemes, meaning that both the Council and the employees pay contributions into a fund, calculated at a level which is intended to balance the pension's liabilities with investment assets.

b) Assessment of the Assets and Liabilities of the Pension Schemes

These are assessed on an actuarial basis using the projected unit method and an estimate of the pensions that will be payable in future years dependent on assumptions about mortality rates, salary levels etc. They have been prepared by independent firms of actuaries (the LGPS by Hymans Robertson and the LPFA by Barnett Waddingham), and are based on IAS19 assumptions and calculations for the year and the latest triennial valuations as at 31 March 2022. It should be noted the Council has guaranteed any pension liability that may arise for its wholly owned subsidiary, Lewisham Homes Limited – this figure is excluded from the Council's single entity accounts but is included in the Group Accounts (see Section 6).

c) Transactions relating to Retirement Benefits

In accordance with IAS19, the Council recognises the cost of retirement benefits relating to these schemes in the Net Cost of Services when they are earned by employees, rather than when the benefits are eventually paid as pensions. However the required charge to the Council Tax is based on the cash paid in the year so the real cost of retirement benefits is reversed out of the General Fund via the MiRS. The following transactions were made during the year in the CIES and the General Fund Balance via the MiRS:

Notes to the Core Financial Statements

Comprehensive Income and Expenditure Statement	2021/22 £000	2020/21 £000
Cost of Service		
Current Service Cost	61,883	39,968
Past Service Cost (inc.settlements and curtailments)	1,107	(914)
	62,990	39,054
Financing and Investment Income and Expenditure		
<u>Net Interest on the Net Defined Benefit Liability</u>		
Interest Income on Scheme Assets	(27,240)	(27,088)
Interest Cost on Defined Benefit Obligation (Liabilities)	43,123	39,190
	15,883	12,102
Total Post Employment Benefits Charged to the Surplus or Deficit on the Provision of Services	78,873	51,156
<u>Remeasurements of the Net Defined Benefit Liability</u>		
Return on Assets excluding amounts included in Net Interest	(105,502)	(190,092)
Actuarial Losses from changes in Demographic Assumptions	(5,092)	27,775
Actuarial Losses from changes in Financial Assumptions	(115,811)	413,441
Other Remeasurements & Gains and Losses	(25,648)	(18,852)
Total Remeasurements recognised in CIES	(252,053)	232,272
Total Post Employment Benefits Charged to the CIES	(173,180)	283,428

Movement in Reserves Statement	2021/22 £000	2020/21 £000
Reversal of Net Charges made to the Surplus or Deficit on the Provision of Services	(78,873)	(51,156)
Employers' Contributions Payable to the Scheme	31,853	30,853
Return on Assets excluding amounts included in Net Interest	105,502	190,092
Actuarial Gains and Losses	146,551	(422,364)
Net Movement in Pensions Reserve	205,033	(252,575)

d) Pensions Assets and Liabilities Recognised in the Balance Sheet

	31/03/22 £000	31/03/21 £000
Fair Value of Plan Assets	1,537,228	1,390,628
Present Value of Defined Benefit Liability (Obligation)	(2,050,849)	(2,100,702)
	(513,621)	(710,074)
Present Value of Unfunded Liabilities	(52,387)	(60,967)
Pensions Reserve - Year End Balance	(566,008)	(771,041)

Notes to the Core Financial Statements

e) Reconciliation of the Movements in the Fair Value of Scheme Assets

	31/03/22 £000	31/03/21 £000
Opening Fair Value of Scheme Assets	1,390,628	1,191,887
Interest Income on Scheme Assets	27,349	27,184
Administration	(109)	(96)
<u>Remeasurement Gains / Losses</u>		
Return on Assets excluding amounts included in Net Interest	105,502	190,092
Employer Contributions	27,914	26,447
Contributions in respect of Unfunded Benefits	3,939	4,406
Contributions from Scheme Participants	8,131	7,968
Assets distributed on settlements	0	(838)
Benefits Paid	(54,370)	(52,016)
Unfunded Benefits Paid	(3,939)	(4,406)
Other Remeasurements	32,183	0
Closing Fair Value of Scheme Assets	1,537,228	1,390,628

f) Reconciliation of the Movements in the Present Value of Scheme Liabilities

	31/03/22 £000	31/03/21 £000
Opening Present Value of Scheme Liabilities (Obligations)	(2,161,669)	(1,710,353)
Current Service Cost	(61,883)	(39,968)
Interest Cost on Defined Benefit Obligation (Liabilities)	(43,123)	(39,190)
Contributions from Scheme Participants	(8,131)	(7,968)
<u>Remeasurement Gains / Losses</u>		
Benefits Paid	54,370	52,016
Unfunded Benefits Paid	3,939	4,406
Actuarial Losses from changes in Demographic Assumptions	5,092	(27,775)
Actuarial Losses from changes in Financial Assumptions	115,811	(413,441)
Other Gains and Losses	(6,535)	18,852
Past Service Costs / Curtailments / Settlements	(1,107)	1,752
Closing Present Value of Scheme Liabilities (Obligations)	(2,103,236)	(2,161,669)

Notes to the Core Financial Statements

g) Pension Scheme Assets

	31/03/22			31/03/21		
	Active Market £000	Not in Active Markets £000	Total £000	Active Market £000	Not in Active Markets £000	Total £000
LGPS (LBL)						
Equities	0	0	0	0	0	0
Debt Securities	181,696	0	181,696	170,700	0	170,700
Real Estate	0	126,812	126,812	0	91,627	91,627
Investment Funds / Unit Trusts	870,377	129,108	999,485	800,696	118,579	919,275
Private Equity	0	60,003	60,003	0	39,113	39,113
Cash and Cash Equivalents	0	77,432	77,432	0	86,311	86,311
Total LGPS Assets	1,052,073	393,355	1,445,428	971,396	335,630	1,307,026
LPFA						
Equities	44,002	8,250	52,252	38,605	7,813	46,418
Target Return Portfolio	11,447	8,325	19,772	11,091	8,093	19,184
Infrastructure	0	9,352	9,352	0	7,139	7,139
Real Estate	0	8,237	8,237	0	7,370	7,370
Cash	2,187	0	2,187	3,090	401	3,491
Total LPFA Assets	57,636	34,164	91,800	52,786	30,816	83,602

h) Basis for Estimating Assets and Liabilities

	Local Government Pension Scheme		LPFA	
	2021/22	2020/21	2021/22	2020/21
Rate of Inflation – CPI	3.2%	2.9%	3.5%	2.9%
Salary Increase Rate	4.2%	3.6%	4.5%	3.9%
Pensions Increases	3.2%	2.9%	3.5%	2.9%
Rate for discounting scheme liabilities	2.7%	2.0%	2.6%	1.9%
Mortality assumptions				
Longevity at 65 for current pensioners - Men	21.4	21.4	21.0	20.9
Longevity at 65 for current pensioners - Women	24.3	24.0	24.2	24.1
Longevity at 65 for future pensioners - Men	22.5	22.8	22.2	22.1
Longevity at 65 for future pensioners - Women	25.7	25.8	25.7	25.6

Notes to the Core Financial Statements

i) Sensitivity Analysis

Change in Assumption at 31st March 2022	Approximate % Increase in Employer Liability	Approximate Monetary Amount (£000)
LGPS - LB Lewisham		
0.1% Decrease in Real Discount Rate	2%	34,356
1 Year Increase in Member Life Expectancy	4%	81,194
0.1% Increase in the Salary Increase Rate	0%	2,685
0.1% Increase in the Pension Increase Rate	2%	31,414
LPFA		
0.1% Decrease in Real Discount Rate	n/a	97
1 Year Increase in Member Life Expectancy	n/a	100
0.1% Increase in the Salary Increase Rate	n/a	95
0.1% Increase in the Pension Increase Rate	n/a	97

These are based on reasonably possible changes to the assumptions occurring at the end of the year and assumes for each change that the assumption changes while all the other assumptions remain constant.

j) Future Contributions

The objectives of the scheme are to keep the employer's contributions at as constant a rate as possible. The Council anticipates paying £29.7m in contributions to the scheme in 2022/23.

38. CONTINGENT LIABILITIES

A contingent liability is an item of expenditure that is likely but not certain and is subject to a further event or decision. At the date of approval of the Accounts the Council had the following contingent liability:

- There were 13 schools with licensed deficit budgets at the year end, totalling £2.9m. There were also three schools with local authority loans with a total balance of £1.3m, two of which had licensed deficit budgets. Because of the complexities and future uncertainties over the arrangements for dealing with school deficits/loans, some or all of this total of £4.2m may ultimately fall to be met from the Council's General Fund, either in 2022/23 or a later year.

39. CONTINGENT ASSETS

A contingent asset is an item of income that is likely but not certain and is subject to a further event or decision. At the date of approval of the Accounts the Council has no contingent assets.

40. TRUST FUNDS

The Council acts as a trustee for other funds which are not included in the Balance Sheet. Interest on these funds is credited annually at the average rate earned on the Council's revenue balances. The total amount held as at 31 March 2022 was £0.1m (£0.2m as at 31 March 2021).

Notes to the Core Financial Statements

41. HERITAGE ASSETS

These assets comprise Lewisham Clock Tower (£706k) and the Civic Regalia (£249k). Their values in the accounts are insurance values which are assessed internally and based on current market values. The value of the assets at 31 March 2022 is £0.96m (£0.93m as at 31 March 2021).

The Council has two other "categories" of heritage asset which have not been included on the Balance Sheet. 28 assets, mainly works of art with a total insurance value of approximately £45,000, have individual insurance values which are immaterial. Another 28 assets, mainly paintings and sculptures, have not been included on the balance sheet because the cost of obtaining valuations is not felt to be economic to the benefits of the users of the accounts.

42. CAPITAL GRANTS UNAPPLIED

The Capital Grants Unapplied Reserve holds the grants and contributions received towards capital projects for which the Council has met the conditions that would otherwise require repayment of the monies but which have yet to be applied to meet expenditure. The balance is restricted by grant terms as to the capital expenditure against which it can be applied and / or the financial year in which this can take place. The grants that make up the balance are detailed in the table below:

	2021/22 £000	2020/21 £000
Community Infrastructure Levy - LB Lewisham	(21,750)	(17,046)
Adults PSS Grant (DoH)	(2,626)	(2,895)
Disabled Facilities Grant	(1,790)	(1,863)
Public Sector Decarbonisation Scheme(PSDS)	(1,612)	0
River Ravensbourne Corridor (QUERCUS)	(285)	0
Social Care Single Capital Pot (DoH)	(239)	(681)
NHS Capital Grant	0	(642)
Other Housing Grants (GLA)	(1,900)	(3,219)
Other Grants	(170)	(259)
Total	(30,372)	(26,605)

Notes to the Core Financial Statements

43. CASH FLOW STATEMENT - ADJUSTMENT TO SURPLUS OR DEFICIT ON THE PROVISION OF SERVICES FOR NON-CASH MOVEMENTS

	2021/22 £000	Restated 2020/1 £000
Depreciation, Impairment and Downward Valuations	44,609	110,434
Increase/ (decrease) in creditors	28,162	2,192
(Increase)/ decrease in debtors	(5,660)	5,086
(Increase)/ decrease in inventories (stock)	8	(17)
Movement in pension liability	47,020	20,303
Carrying amount of non-current assets and non-current assets held for sale, sold or derecognised	54,882	41,981
Other non-cash items charged to the net surplus or deficit on the provision of services	(8,513)	15,038
Total Adjustment to net surplus or deficit on the provision of services for non-cash movements	160,508	195,017

44. CASH FLOW STATEMENT - ADJUSTMENT FOR ITEMS INCLUDED IN THE NET SURPLUS OR DEFICIT ON THE PROVISION OF SERVICES THAT ARE INVESTING AND FINANCING ACTIVITIES

	2021/2 £000	2020/21 £000
Proceeds from short-term (not considered to be cash equivalents) and long-term investments (includes investments in associates, joint ventures and subsidiaries)	51	51
Proceeds from the sale of property plant and equipment, investment property and intangible assets	(15,815)	(11,267)
Any other items for which the cash effects are investing or financing cash flows.	(24,543)	(39,187)
Total Adjustment for items included in the net surplus or deficit on the provision of services that are investing and financing activities	(40,307)	(50,403)

Notes to the Core Financial Statements

45. CASH FLOW STATEMENT - OPERATING ACTIVITIES

	2021/22 £000	2020/21 £000
Interest Received	1,765	3,749
Interest Paid	(31,035)	(31,853)
Net Interest Paid	(29,270)	(28,104)

46. CASH FLOW STATEMENT - INVESTING ACTIVITIES

	2021/22 £000	2020/21 £000
Purchase of Property, Plant and Equipment, investment property and intangible assets	(110,027)	(101,146)
Purchase of short and long term investments	(415,000)	(378,000)
Other payments for Investing Activities	(7,818)	(1,204)
Proceeds from the sale of property plant and equipment, investment property and intangible assets	15,815	11,267
Proceeds from short-term and long-term investments	453,000	333,000
Other Receipts from Investing Activities	28,518	37,805
Net Cash Flows from Investing Activities	(35,512)	(98,278)

47. CASH FLOW STATEMENT - FINANCING ACTIVITIES

	2021/22 £000	2020/21 £000
Cash receipts of short and long term borrowing	0	0
Other receipts from financing activities	0	0
Cash payments for the reduction of the outstanding liabilities relating to finance leases and on-balance sheet PFI contracts	(8,036)	(8,924)
Repayment of Short-Term and Long-Term Borrowing	(203)	(4,028)
Other payments for financing activities	17,115	(24,202)
Net Cash Flows from Financing Activities	8,876	(37,154)

48. PRIOR YEAR ADJUSTMENTS/ RESTATEMENTS

In 2021/22 a prior year adjustment was required to be made to the 2020/21 audited accounts figures due to the reclassification of the Section 106 unused balance brought forward.

In the audited 2020/21 accounts the section 106 balance carried forward was contained within the Receipts in Advance balance on the Balance Sheet.

In 2021/22 a review was carried out on the balances being held from S106 income received to determine if conditions related to repayment of unspent amount of grant received exists or not. From the balance previously being held as receipts in advance £21.4m was determined to have no conditions related to repayment of unspent amount of grant received. Therefore, this was transferred from receipts in advance and a new reserve was set up. This reserve will be used to finance capital programme expenditure in future years.

Notes to the Core Financial Statements

Upon further investigation it was determined that £19.9m of the balance related to prior years. As this balance is material a prior year adjustment was carried out, with all relevant notes restated.

Balance Sheet

£19,931k was transferred from Receipts in Advance to Earmarked Reserves:

	From	To
Receipts in Advance	100,662	80,731
Earmarked Revenue Reserves	200,728	220,659

Comprehensive Income & Expenditure Statement (CIES)

The prior year adjustment to move £19,931k from Receipts in Advance to Earmarked Reserves required a credit to Gross Income in the 2020/21 CIES:

	From	To
	Gross Income	Gross Income
Cost of Services: Corporate Provisions	(6,953)	(26,884)

	From	To
	Net Expenditure	Net Expenditure
Cost of Services: Corporate Provisions	9,768	(10,163)

MIRS

Amendments made to the 2020/21 Movement in Reserves Statement are as follows:

	From	To
	Gross Income	Gross Income
General Fund Balance: Surplus or (Deficit) on the provision of services	(25,121)	(5,190)
Transfers to / (from) Earmarked Reserves	(49,606)	(69,537)
Earmarked General Fund Reserves: Transfers to / (from) Earmarked Reserves	49,606	69,537
Earmarked General Fund Reserves: Increase / (Decrease) in 2020/21	49,606	69,537
Earmarked General Fund Reserves: Balance at 31 March 2021 Carried Forward	200,728	220,659

Notes to the Core Financial Statements

Cash Flow Statement

Amendments made to the 2020/21 Cash Flow Statement are as follows:

	From	To
Net surplus or (deficit) on the provision of services	(64,318)	(44,387)
Adjustment to surplus or deficit on the provision of services for non-cash movements	214,948	195,017

Expenditure & Funding Analysis (Note 1)

Amendments were made to the "Net Expenditure Chargeable to the General Fund and HRA Balances" column as follows:

	From	To
Corporate Provisions	65,972	46,041
Cost of Services	257,705	237,774
(Surplus) or Deficit	(40,303)	(60,234)

Amendments were made to the "Net Expenditure in the CIES" column as follows:

	From	To
Corporate Provisions	9,768	(10,163)
Cost of Services	303,999	284,068
(Surplus) or Deficit	64,318	44,387

Amendments were made to the "Analysed between General Fund and HRA Balances" table as follows:

	From	To
General Fund: Add (Surplus)/ Deficit on General fund and HRA Balance in Year	(49,606)	(69,537)
General Fund: Closing General Fund and HRA Balance at 31 March 2021	(220,728)	(240,659)

Earmarked Revenue Reserves (Note 9)

Amendments made to the Earmarked Revenue Reserves note are as follows:

	From	To
Balance 31/03/21: Section 106 Reserve	0	19,931
Balance 31/03/21: Total	200,728	220,659

Receipts in Advance (Note 17)

Amendments made to the Receipts in Advance note are as follows:

	From	To
Capital Contributions Unapplied	39,966	20,035
Total Receipts in Advance	100,662	80,731

Notes to the Core Financial Statements

Expenditure and Income analysed by nature (Note 23)

Amendments made to the Expenditure and Income analysed by nature note are as follows:

	From	To
Fees, Charges and Other service income	(243,767)	(263,698)
Total Income	(1,194,420)	(1,214,351)
(Surplus) or Deficit on the Provision of Services	64,318	44,387

Cash Flow Statement – Adjustment to surplus or deficit on the provision of services for non-cash movements (Note 43)

Amendments made to note 43 are as follows:

	From	To
Increase/ (decrease) in creditors	22,123	2,192
Total Adjustment to net surplus or deficit on the provision of services for non-cash movements	214,948	195,017

Group Accounts – Group CIES, Group Balance Sheet, Group MIRS

The group accounts CIES, Balance Sheet and MIRS were restated in line with the LBL single entity accounts with the amendments for each statement exactly equalling those in the single entity accounts.

Housing Revenue Account

SECTION 4 - HOUSING REVENUE ACCOUNT

This account is maintained in accordance with the provisions of the Local Government and Housing Act 1989 to show all income and expenditure relating to the Council's responsibilities as landlord of dwellings and associated property.

COMPREHENSIVE INCOME AND EXPENDITURE ACCOUNT

	2021/22 £000	2020/21 £000	Note
INCOME			
Gross Rent - Dwellings	(70,248)	(69,396)	1
Gross Rent - Other Housing Properties	(3,604)	(3,365)	1
Charges for Services and Facilities	(13,472)	(12,588)	1
Housing Subsidy and Government Grants	(19,863)	(10,353)	2
Contribution towards Expenditure	(3,825)	(1,041)	4
Total Income	(111,012)	(96,743)	
EXPENDITURE			
Supervision and Management - General Expenses	39,296	37,472	5
Supervision and Management - Special Expenses	5,247	5,263	5
Repairs and Maintenance	24,824	17,035	6
Rent, Rates and Other Charges	235	513	8
Rent Rebate Subsidy Shortfall	0	0	3
Contribution to Doubtful Debts & Other Provisions	3,298	479	7
Depreciation - Dwellings	24,394	22,564	10
Depreciation - Other Housing Assets	899	816	10
Impairment of Non Current Assets	729	14,167	10
Debt Management Expenses	19	19	
Total Expenditure	98,941	98,328	
Net Cost of Services included in the Council's Income and Expenditure Account	(12,071)	1,585	
HRA Services share of Corporate and Democratic Core Costs	181	177	
Net Cost of HRA Services	(11,890)	1,762	
HRA share of the Operating Income and Expenditure incl.in the Comprehensive Income and Expenditure Statement			
(Gain) / Loss on Sale and de-recognition of HRA Non Current Assets	41,600	32,664	
Interest Payable and Similar Charges	4,840	5,283	11
Interest and Investment Income	(178)	(571)	
Pension Interest Cost and Expected Return on Pension Assets	67	59	12
(Surplus) / Deficit for the Year on HRA Services	34,439	39,197	

Housing Revenue Account

HOUSING REVENUE ACCOUNT - MOVEMENT IN RESERVES STATEMENT

	2021/22 £000	2020/21 £000
Balance on the HRA at the End of the Previous Year	74,978	84,281
<u>Movement in Year</u>		
Surplus or (Deficit) for the year on the HRA Income and Expenditure Statement	(34,439)	(39,197)
Adjustments between Accounting Basis and Funding Basis under Statute	(10,223)	29,894
Net Increase or (Decrease) before Transfers (To) / From Reserves	(44,662)	(9,303)
Transfers (To) / From Reserves	0	0
Increase or (Decrease) in Year on the HRA	(44,662)	(9,303)
Balance on the HRA at the End of the Year	30,316	74,978

An analysis of the amounts included within the figures for Adjustments between Accounting Basis and Funding Basis under Statute can be found within Note 8 to the Core Financial Statements.

Details of the movement in the Housing Revenue Account Reserves and Balances can be found in Note 15 to the Housing Revenue Account.

Housing Revenue Account

NOTES TO THE HOUSING REVENUE ACCOUNT
1. GROSS RENT OF DWELLINGS

This is the total rent collectable for the year after allowance is made for empty property. At 31 March 2022, 0.67% of lettable property was empty (0.47% at 31 March 2021). These figures for empty property exclude accommodation for the homeless and dwellings designated for sale, major works and improvements. Average rents were £99.19 In 2021/22 and £97.72 per week In 2020/21.

Service charges have been disaggregated from rents and are now shown under charges for services and facilities.

(a) Housing stock

The Council was responsible for managing 13,699 dwellings as at 31 March 2022 (13,762 as at 31 March 2021).

There have been no stock transfers undertaken in 2021/22.

The stock was made up as follows:

	31/03/22	31/03/21
<u>Stock Numbers at year end</u>		
Houses and Bungalows	2,298	2,309
Flats and Maisonettes	11,401	11,453
Stock at End of Year	13,699	13,762

	2021/22	2020/21
<u>Change in Stock Numbers during the year</u>		
Stock at 1 April	13,762	13,796
Less Sales, Demolitions, etc.	(72)	(46)
Add Re-purchases, Conversions etc.	9	12
Stock at End of Year	13,699	13,762

b) Rent Arrears

	2021/22 £000	2020/21 £000
Rent Arrears due from Current Tenants	4,442	4,420
Rent Arrears due from Former Tenants	1,072	2,034
Total Arrears	5,514	6,454
Total Arrears as % of Gross Rent of Dwellings Due	5.9%	7.1%

The arrears shown in this note exclude water charges, heating charges and all other charges collected as part of tenants' rent. Housing rent represents 94.1% of the total collectable from tenants.

Housing Revenue Account

c) Rent – Other Housing Property

	2021/22 £000	2020/21 £000
Aerial Sites	297	337
Garages	159	154
Reception Hostels	2,616	2,547
Commercial Property	473	268
Ground Rents	59	59
Total Other Rents and Charges	3,604	3,365

d) Charges for Services and Facilities to Tenants and Leaseholders.

Service charges include caretaking, grounds maintenance, communal lighting, bulk household waste removal and disposal, window cleaning, pest control and the Lewisham Tenants Levy. The average tenants' service charge was £9.47 in 2021/22 (£9.26 in 2020/21).

	2021/22 £000	2020/21 £000
Heating Charges	660	653
Leasehold Service Charges	6,186	5,511
Tenants Service Charges	6,626	6,424
Total Charges for Services and Facilities	13,472	12,588

2. GOVERNMENT HOUSING EXCHEQUER SUBSIDY

From 1st April 2012 HRA accounts were prepared under the Government's HRA self-financing regime. Under this system no further housing subsidy transactions are made between government and stock owning Councils. This is in recognition that all rent collected will be retained by the Council and not contributed into the national rent pool.

As the Council has a housing PFI scheme, it will continue to receive the PFI credit until completion of the contract in 2027. This represents an annual payment of £10.353m.

The Council has also received £9.5m in funding towards the removal and recladding of 3 tower blocks within the borough.

	2021/22 £000	2020/21 £000
Other Reckonable Expenditure	9,510	0
PFI Credit	10,353	10,353
Decent Homes Grant	0	0
Total Grants and Subsidy	19,863	10,353

Housing Revenue Account

3. REBATES

Assistance with rents is available under the Housing benefits scheme for those on low income. The scheme is administered by the Council and approximately 33% of tenants received help in 2021/22 (36% in 2020/21). Rent rebates are chargeable to, and the corresponding subsidy is credited to the General Fund.

Subsidy on rent rebates is capped and if the Council's rent exceeds the Government's limit for subsidy, the cost is charged to the HRA. The shortfall on subsidy due to overpayments is charged to the General Fund, as are the administration costs.

The costs, income and rebates over limitation charged back to the HRA are shown below:

	2021/22 £000	2020/21 £000
Rent Rebates Given (GF)	26,552	28,412
Subsidy Received on Rebates (GF)	(26,552)	(28,412)
Net cost to the HRA	0	0

4. CONTRIBUTIONS TOWARDS EXPENDITURE

	2021/22 £000	2020/21 £000
Court Costs	58	21
Recharges of repairs	141	415
Recharge to Capital Receipts	441	413
Hostels: Heat, Light and Water Charges	102	100
Reimbursement of overpaid Capital Charges	2,979	0
Professional fees	104	99
Other miscellaneous income	0	7
Total Other Income	3,825	1,055

5. SUPERVISION AND MANAGEMENTGeneral expenses

This includes the provision of services to all tenants including rent collection and accounting, rent arrears recovery, tenancy application and lettings, finance and administration, policy and management functions.

Special expenses

This includes the provision of services applicable to particular tenants including central heating, metered energy supplies, maintenance of grounds, communal lighting, lifts and ancillary services.

Housing Revenue Account

6. REPAIRS AND MAINTENANCE

This includes day-to-day repairs to Council housing stock and cyclical external decoration. Void properties prior to re-letting and certain tenants' properties are eligible for internal decoration. Repairs & Maintenance expenditure was as follows:

	2021/22 £000	2020/21 £000
Revenue R&M works	24,824	17,035
Total Repairs and Maintenance	24,824	17,035

7. CONTRIBUTIONS TO IMPAIRMENT ALLOWANCE**a) Contributions to Impairment Allowance**

A contribution of £1.515m (2020/21 £0.479m) was transferred from the HRA to an impairment allowance to meet doubtful debts. Details of the accumulated provisions are as follows:

	2021/22 £000	2020/21 £000
Housing Tenants	3,276	4,519
Leaseholders	2,499	1,969
Commercial Properties, Miscellaneous Debts	966	878
Total Impairment Allowance	6,741	7,366

b) Contributions to Provisions

A contribution of £1.783m (2020/21 £0) was transferred from the HRA to provisions as an additional contribution to the Water Charges Provision.

The provision relates to the issue of whether the local authority was acting as an agent for Thames Water or was a water re-seller for the purposes of the Resale Order, which limited the maximum charge that could be applied to individual tenancies.

The value in question is not the Water Charge itself, but the income the authority received from Thames Water and whether this should have been passed onto the relevant tenancies.

Following a Court of Appeal ruling in October 2020 a provision was created to cover the liability for London Borough of Lewisham and to start the refund process to tenant's accounts. This was calculated with the data currently available at the time as £8.673m.

An additional contribution of £1.783m was transferred from the HRA to provisions in 2021/22 after further analysis showed that the total potential liability was £10.456m including additional administration costs.

Housing Revenue Account

8. HRA OUTSTANDING DEBT (CAPITAL FINANCING REQUIREMENT)

Under the current HRA self-financing system, which began on 1st April 2012, there is no requirement to repay principal on housing debt. The total housing debt at 31st March 2022 was £55.5m

9. NON CURRENT ASSET VALUATION

A full valuation of the housing stock is commissioned every five years with a market adjustment being applied in the year's in-between. The difference between the value of dwellings in their existing use as social housing and the vacant possession value reflects the economic cost to the Council of providing housing at less than open market rents.

	31/03/22 £000	31/03/21 £000
Operational Assets:		
Dwellings (Existing Use Value - Social Housing)	1,413,440	1,393,428
Other Land and Buildings	19,083	18,931
Infrastructure	86	91
Vehicles, Plant and Equipment	7,592	7,211
	1,440,201	1,419,661
Investment Properties	0	0
Surplus Assets	6,753	7,007
Assets Under Construction	59,622	27,929
	1,506,576	1,454,597
Total Housing Assets	1,506,576	1,454,597
Full Valuation of Council Dwellings	5,653,760	5,573,712

10. DEPRECIATION AND REVALUATION CHARGES

The total charges for the depreciation and revaluation of housing assets is as follows:

	2021/22 £000	2020/21 £000
Operational Assets		
Dwellings	24,394	22,564
Other Land and Buildings	334	286
Infrastructure	5	5
Vehicles, Plant and Equipment	560	525
	25,293	23,380
Total Depreciation	25,293	23,380
Revaluation losses on non-current assets	729	14,167

Revaluation charges arise from capital expenditure carried out on dwellings which has not changed the value of those dwellings, or from reductions in the value of assets in excess of any carrying values held in the revaluation reserve.

Housing Revenue Account

11. INTEREST PAYABLE AND SIMILAR CHARGES

This line includes the charge of £3.0m for capital assets calculated in accordance with the DCLG's Item 8 Debit Determination for 2019/20 (£3.5m in 2020/21). It no longer includes any costs for the net cost of amortised loan redemption premiums and discounts as the final payment was made in 2017/18.

12. PENSIONS COSTS – IAS 19

In accordance with IAS 19, Lewisham recognises the cost of retirement benefits in the net cost of services when they are earned by employees, rather than when the benefits are eventually paid as pensions. However, the cost to the HRA is based on the amounts payable in the year, so the accrued cost of retirement benefits is reversed out of the HRA.

13. HOUSING CAPITAL EXPENDITURE

There was a contribution to Capital from HRA revenue of £48.0m to fund the new development and investment programme for 2021/22.

	2021/22 £000	2020/21 £000
Expenditure:		
Dwellings	84,083	61,172
Revenue Expenditure Funded from Capital under Statute	0	0
	84,083	61,172
Financed by:		
Capital Receipts	7,186	9,337
HRA Contribution to Capital	49,720	13,877
Major Repairs Reserve	27,177	37,958
Total Capital Expenditure Financed	84,083	61,172

14. MAJOR REPAIRS RESERVE

The movements on the major repairs reserve are as follows:

	2021/22 £000	2020/21 £000
Balance brought forward at start of year	1,884	16,462
Transferred in (depreciation dwellings)	25,293	23,380
Financing of capital expenditure on housing assets	(27,177)	(37,958)
Balance carried forward at end of year	0	1,884

Housing Revenue Account

15. HOUSING REVENUE ACCOUNT RESERVES AND BALANCES

The movements in housing revenue account reserves and balances are as follows:

	Balance at 31/03/21 £000	Transfers In £000	Transfers Out £000	Balance at 31/03/22 £000
Property and Stock Related Reserves	5,425	113	0	5,538
Staff Related Reserves	750	0	0	750
Other Earmarked Reserves	68,803	0	(44,775)	24,028
Total Reserves and Balances	74,978	113	(44,775)	30,316

Collection Fund

SECTION 5 - THE COLLECTION FUND

Lewisham Council is a designated 'Billing' Authority and is required by statute to maintain a separate Collection Fund. The transactions are on an accruals basis and include income from Council Tax and Non-Domestic Rates (NDR) and distributions to the Council's General Fund and the Greater London Authority (GLA) in respect of both Council Tax & NDR, and to the Government in respect of NDR only.

The costs of collecting these taxes are charged to the General Fund, but an allowance towards the cost of collecting NDR is credited to the General Fund from the NDR receipts.

The Council's share of the year end balances of the Collection Fund is included in the Council's Balance Sheet and its share of the transactions is included in the Council's Cash Flow Statement.

	2021/22			2020/21			Note
	Council Tax	NDR	Total	Council Tax	NDR	Total	
	£000	£000	£000	£000	£000	£000	
INCOME							
Income from Council Tax (net)	160,951		160,951	151,060		151,060	4
Income from Non-Domestic Rates (net)		51,901	51,901		33,958	33,958	5
Income from Non-Domestic Rates (net) - BRS		1,547	1,547		937	937	5
TOTAL INCOME	160,951	53,448	214,399	151,060	34,895	185,955	
EXPENDITURE							
Precepts and Demands upon Fund (C.Tax)							
- London Borough of Lewisham	122,285		122,285	118,424		118,424	
- Greater London Authority	32,225		32,225	29,828		29,828	
Precepts and Demands upon Fund (NDR)							
- London Borough of Lewisham		19,881	19,881		19,344	19,344	
- Greater London Authority		24,520	24,520		23,858	23,858	
- Central Government		21,869	21,869		21,278	21,278	
- Cost of Collection Allowance		302	302		303	303	
Business Rate Supplement (BRS)							
- Paid to Greater London Authority		1,604	1,604		751	751	
- Administrative Costs		6	6		6	6	
Bad and Doubtful Debts							
- Net adj to Impairment Allowance	(17,410)		(17,410)	7,011		7,011	6a
- Net adj to Impairment Allowance		(319)	(319)		5,000	5,000	6b
- Amounts Written Off	24,680		24,680	664		664	
- Amounts Written Off		1,235	1,235		72	72	
Contributions from previous year							
- London Borough of Lewisham	(2,498)	(11,165)	(13,663)	(359)	(1,355)	(1,714)	
- Greater London Authority	(437)	(13,393)	(13,830)	0	(179)	(179)	
- Central Government		(11,955)	(11,955)		(762)	(762)	
Provision for Appeals							
- Net contribution		(5,594)	(5,594)		15,442	15,442	
TOTAL EXPENDITURE	158,845	26,991	185,836	155,568	83,758	239,326	
Deficit / (Surplus) for the year	(2,106)	(26,457)	(28,563)	4,508	48,863	53,371	3
Deficit / (Surplus) at start of year	6,578	52,330	58,908	2,070	3,467	5,537	3
Opening Balance Adjustment	0	0	0	0	0	0	3
Deficit / (Surplus) at end of year	4,472	25,873	30,345	6,578	52,330	58,908	

Collection Fund

NOTES TO THE COLLECTION FUND

1. THE COUNCIL TAX BASE AND THE "BAND D" EQUIVALENT

The annual budget process requires that each Council determines its own 'Band D' tax charge by dividing its own budget requirement by the respective tax base for the financial year. The 'Band D' tax calculated forms the basis of the charge for all properties. Properties fall into one of eight valuation bands based on market values at 01 April 1991. Those that fall in other valuation bands pay a proportion of the 'Band D' tax charge according to its banding and the band proportion.

The tax base used in setting the Council Tax is set by the end of January for the following financial year. It is based on the actual number of dwellings on the Valuation List that fall within each valuation band. The total in each band is adjusted for exemptions, single person occupancy discounts, discounts for second homes and long-term empty properties, disabled band relief and new properties. The total for each band is then expressed as a "Band D" equivalent number by multiplying the resulting total by the relevant band proportion. The tax base for 2021/22 assumed a collection rate of 95.0% (97.0% for 2020/21).

The table below sets out the original tax base calculation for 2021/22 and has been prepared in accordance with The Welfare Reform Act that abolished the system of Council Tax benefits and replaced it with the Council Tax Reduction Scheme (CTRS) with effect from 01 April 2013.

Council Tax Band	Property Value £000	2021/22		Band D Ratio	2021/22		2020/21	
		No. of Properties			Band D Equivalents as per Ratio No.	Council Tax Charge £	Band D Equivalents as per Ratio No.	Council Tax Charge £
		Actual Number (1)	Adjusted Number (2)					
A	up to 40	8,133	5,333	6/9	3,555.4	1,162.41	3,458.4	1,097.62
B	40 - 52	34,334	24,912	7/9	19,375.7	1,356.15	19,434.3	1,280.57
C	52 - 68	45,775	36,786	8/9	32,698.9	1,549.88	32,668.9	1,463.50
D	68 - 88	26,670	23,046	1	23,046.0	1,743.62	22,853.3	1,646.44
E	88 - 120	7,757	6,920	11/9	8,458.3	2,131.09	8,370.9	2,012.44
F	120 - 160	2,750	2,569	13/9	3,710.3	2,518.56	3,705.8	2,378.19
G	160 - 320	1,332	1,267	15/9	2,111.6	2,906.03	2,071.8	2,744.06
H	over 320	170	161	18/9	322.0	3,487.24	322.5	3,292.88
Totals		126,921	100,994		93,278.2		92,885.9	
Add: Contributions in lieu					0.0		0.0	
Total Band D Equivalents					93,278.2		92,885.9	
Estimated Collection Rate					95.0%		97.0%	
NET COUNCIL TAX BASE					88,614.3		90,099.3	

(1) Total number of dwellings as per Valuation Officer's List

(2) Total number of dwellings after allowing for Discounts, Exemptions and Other Adjustments

Collection Fund

2. COLLECTION FUND SURPLUS OR DEFICIT

Every January, a forecast of the estimated Collection Fund balance at the end of the financial year is made. This estimated surplus or deficit is then distributed to or recovered from the Council and the GLA in the following year in proportion to their respective annual demands made on the Fund. Any difference between the estimated and actual year-end balance on the Fund is taken into account as part of the forecast to be made of the Fund's balance during the following financial year.

3. COLLECTION FUND BALANCE SPLIT INTO ITS ATTRIBUTABLE PARTS

	(Surplus)/ Deficit		(Surplus)/ Deficit		
	Balance at 31/03/20 £000	Movement in 2020/21 £000	Balance at 31/03/21 £000	Movement in 2021/22 £000	Balance at 31/03/22 £000
Council Tax					
London Borough of Lewisham	1,652	3,597	5,249	(1,711)	3,538
Greater London Authority	418	911	1,329	(395)	934
	2,070	4,508	6,578	(2,106)	4,472
Non-Domestic Rates					
London Borough of Lewisham	1,917	13,993	15,910	(8,148)	7,762
Greater London Authority	1,078	18,167	19,245	(9,672)	9,573
Central Government	472	16,703	17,175	(8,637)	8,538
	3,467	48,863	52,330	(26,457)	25,873
Collection Fund Balances	5,537	53,371	58,908	(28,563)	30,345

Collection Fund Adjustment Account

The Council's share of the Collection Fund balance is managed by the Collection Fund Adjustment Account which shows the differences arising from the recognition of Council Tax income in the CIES as it falls due from Council Tax payers compared with the statutory arrangements for paying across amounts to the General Fund from the Collection Fund.

4. COUNCIL TAX INCOME

	2021/22		2020/21
	£000	£000	£000
Gross Council Tax Income Due		206,498	194,195
Less: Exemptions	(6,545)		(5,913)
Disabled Relief	(119)		(97)
Discounts	(19,104)		(17,659)
Adjustment for Council Tax Reduction Scheme	(20,145)		(23,254)
Plus: Adjustments to charge	366		647
Covid Grants	0		3,141
		(45,547)	(43,135)
Total Due from Council Tax payers		160,951	151,060

Collection Fund

5. NON-DOMESTIC RATES

The Council is responsible for collecting the Non-Domestic Rates (NDR) (often referred to as Business Rates) which are payable within its area. The amount payable is based upon the rateable value of commercial properties multiplied by the NDR multiplier, which is set annually by the Government. The amount due is paid as precepts to London Borough of Lewisham's General Fund (30%), Greater London Authority (37%) and Central Government (33%).

	2021/22		2020/21
	£000	£000	£000
Gross NDR Collectable (after voids and exemptions)		88,008	86,675
Reductions and Relief:			
Mandatory Relief	(18,517)		(17,406)
Discretionary Relief	(16,044)		(34,374)
		(34,561)	(51,780)
Total Receivable from Business Rates		53,447	34,895

	2021/22	2020/21
	£m	£m
Non-Domestic Rateable Value	177.0	178.2

	2021/22	2020/21
	pence	pence
Non-Domestic Rate Multiplier	51.2	51.2
Non-Domestic Rate Multiplier (Small Business)	49.9	49.9

6. COLLECTION FUND ARREARS AND IMPAIRMENT ALLOWANCES

	31/03/22	31/03/21
	£000	£000
Council Tax Arrears	40,151	57,000
Impairment Allowance	(35,295)	(52,705)
As a Percentage of Arrears	87.9%	92.5%

	2021/22		2020/21	
	Amount £000	Percentage %	Amount £000	Percentage %
Age of Arrears				
Year of Accounts	12,203	30	10,598	19
Under 2 Years old	8,090	20	7,396	13
Under 3 Years old	6,557	16	5,786	10
Under 5 Years old	9,862	25	8,592	15
Over 5 Years old	3,439	9	24,628	43
Total	40,151	100	57,000	100

Arrears of income from court costs and penalties resulting from recovery action are accounted for in the General Fund.

Collection Fund

b) Non-Domestic Rates

	31/03/2022 £000	31/03/2021 £000
NDR Arrears	7,644	7,939
Impairment Allowance	(6,816)	(7,135)
As a Percentage of Arrears	89.2%	89.9%

	2021/22		2020/21	
	Amount £000	Percentage %	Amount £000	Percentage %
Age of Arrears				
Year of Accounts	3,324	44	3,289	41
Under 2 Years old	1,553	20	2,034	26
Under 3 Years old	1,256	16	1,087	14
Under 5 Years old	1,193	16	802	10
Over 5 Years old	318	4	727	9
Total	7,644	100	7,939	100

Arrears of income from court costs and penalties resulting from recovery action are accounted for in the General Fund.

SECTION 6 – GROUP ACCOUNTS

In order to provide a full picture of the Council's economic activities and financial position, the accounting statements of the Council and its wholly owned local authority trading companies, Lewisham Homes Limited and Catford Regeneration Partnership Limited have been consolidated.

The group accounts are presented in addition to the Council's "single entity" financial statements and comprise:

- Group Comprehensive Income and Expenditure Statement
- Group Movement in Reserves Statement
- Group Balance Sheet
- Group Cash flow Statement

These statements (the purposes of which are explained on pages 4 and 5), together with those explanatory notes that are considered necessary in addition to those accompanying the "single entity" accounts and accounting policies are set out in the following pages.

Group Accounts

GROUP COMPREHENSIVE INCOME AND EXPENDITURE STATEMENT FOR YEAR ENDING 31 MARCH 2022

Restated						2021/22		
2020/21								
Gross Expenditure £000s	Gross Income £000s	Net Expenditure £000s	SERVICE			Gross Expenditure £000s	Gross Income £000s	Net Expenditure £000s
450,726	(352,923)	97,803	Children & Young People Directorate			450,964	(377,772)	73,192
201,559	(122,191)	79,368	Community Services Directorate			207,061	(120,106)	86,955
148,787	(76,865)	71,922	Housing, Regeneration & Public Realm Directorate			130,791	(93,213)	37,578
224,351	(182,390)	41,961	Corporate Services Directorate			219,141	(176,205)	42,936
12,489	(561)	11,928	Chief Executive Directorate			13,604	(1,063)	12,541
100,913	(106,128)	(5,215)	HRA			89,708	(101,356)	(11,648)
16,721	(26,757)	(10,036)	Corporate Provisions			7,800	(6,229)	1,571
1,155,546	(867,815)	287,731	Cost of Services			1,119,069	(875,944)	243,125
			Other Operating Expenditure					
37,206	(6,832)	30,374	(Gain) / Loss on the disposal and de-recognition of non-current assets			38,721	0	38,721
1,706	0	1,706	Levies			1,702	0	1,702
1,939	0	1,939	Contribution of housing capital receipts to Government Pool			1,940	0	1,940
40,851	(6,832)	34,019				42,363	0	42,363
			Financing and Investment Income and Expenditure					
31,772	0	31,772	Interest payable and similar charges			31,088	0	31,088
0	(1,407)	(1,407)	Interest and Investment Income			0	626	626
21,120	0	21,120	Loss of Control of Assets			0	0	0
42,498	(30,382)	12,116	Net interest on the net defined benefit liability			47,103	(30,637)	16,466
95,390	(31,789)	63,601				78,191	(30,011)	48,180
			Taxation and non-specific Grant Income					
0	(118,065)	(118,065)	Income from Council Tax			0	(119,787)	(119,787)
0	(85,163)	(85,163)	General Government Grants			0	(32,686)	(32,686)
0	(36,508)	(36,508)	Recognised Capital Grants and Contributions			0	(19,839)	(19,839)
0	(95,735)	(95,735)	Non-Domestic Rates income and expenditure			0	(94,056)	(94,056)
518	0	518	Corporation Tax Payable			145	0	145
518	(335,471)	(334,953)				145	(266,368)	(266,223)
		50,398	Deficit/(Surplus) on provision of services					67,445
		(104,787)	Surplus or deficit on revaluation of non-current assets					(108,069)
		256,650	Remeasurement of the net defined benefit liability					(284,677)
		151,863	Other Comprehensive Income and Expenditure					(392,746)
		202,261	Total Comprehensive Income and Expenditure					(325,301)

LEWISHAM STATEMENT OF ACCOUNTS 2021/22

Group Accounts

GROUP MOVEMENT IN RESERVES STATEMENT - YEAR ENDING 31 MARCH 2022

YEAR ENDING 31ST MARCH 2022	General Fund Balance £000	Earmarked Gen Fund Reserves £000	Housing Revenue Account £000	Major Repairs Reserve £000	Capital Receipts Reserve £000	Capital Grants Unapplied £000	Total Usable Reserves £000	Unusable Reserves £000	Total Authority Reserves £000	Authority share of subsidiaries £000	Total Group Reserves £000
Balance at 31 March 2021 Brought Forward	20,000	220,659	74,978	1,884	58,296	26,605	402,422	1,416,855	1,819,277	(27,825)	1,791,452
Movement in Reserves during 2021/22											
Surplus or (Deficit) on the provision of services	22,615	0	(34,439)	0	0	0	(11,824)	0	(11,824)	(55,621)	(67,445)
Other Comprehensive Income and Expenditure	0	0	0	0	0	0	0	354,755	354,755	37,991	392,746
Total Comprehensive Income and Expenditure	22,615	0	(34,439)	0	0	0	(11,824)	354,755	342,931	(17,630)	325,301
Adjustments between group accounts and authority accounts	(47,671)	0	0	0	0	0	(47,671)	0	(47,671)	47,671	0
Net increase before transfers	(25,056)	0	(34,439)	0	0	0	(59,495)	354,755	295,260	30,041	325,301
Adjustments between accounting basis and funding basis under regulations	35,737	0	(10,224)	(1,884)	6,091	3,767	33,487	(33,487)	0	0	0
Net Increase / Decrease before Transfers to Earmarked Reserves	10,681	0	(44,663)	(1,884)	6,091	3,767	(26,008)	321,268	295,260	30,041	325,301
Transfers to / from Earmarked Reserves	(10,681)	10,681	0	0	0	0	0	0	0	0	0
Increase / (Decrease) in 2021/22	0	10,681	(44,663)	(1,884)	6,091	3,767	(26,008)	321,268	295,260	30,041	325,301
Balance at 31 March 2022 Carried Forward	20,000	231,340	30,315	0	64,387	30,372	376,414	1,738,123	2,114,537	2,216	2,116,753

LEWISHAM STATEMENT OF ACCOUNTS 2021/22

Group Accounts

Restated											
MOVEMENT IN RESERVES STATEMENT - YEAR ENDING 31ST MARCH 2021											
YEAR ENDING 31 MARCH 2021	General Fund Balance £000	Earmarked Gen Fund Reserves £000	Housing Revenue Account £000	Major Repairs Reserve £000	Capital Receipts Reserve £000	Capital Grants Unapplied £000	Total Usable Reserves £000	Unusable Reserves £000	Total Authority Reserves £000	Authority share of subsidiaries £000	Total Group Reserves £000
Balance at 31 March 2020 Brought Forward	20,000	151,122	84,281	16,463	61,368	23,626	356,860	1,637,703	1,994,563	(850)	1,993,713
Movement in Reserves during 2020/21											
Surplus or (Deficit) on the provision of services	16,913	0	(39,197)	0	0	0	(22,284)	0	(22,284)	(28,114)	(50,398)
Other Comprehensive Income and Expenditure	0	0	0	0	0	0	0	(130,899)	(130,899)	(20,964)	(151,863)
Total Comprehensive Income and Expenditure	16,913	0	(39,197)	0	0	0	(22,284)	(130,899)	(153,183)	(49,078)	(202,261)
Adjustments between group accounts and authority accounts	(22,103)	0	0	0	0	0	(22,103)	0	(22,103)	22,103	0
Net increase before transfers	(5,190)	0	(39,197)	0	0	0	(44,387)	(130,899)	(175,286)	(26,975)	(202,261)
Adjustments between accounting basis and funding basis under regulations	74,727	0	29,894	(14,579)	(3,072)	2,979	89,949	(89,949)	0	0	0
Net Increase / Decrease before Transfers to Earmarked Reserves	69,537	0	(9,303)	(14,579)	(3,072)	2,979	45,562	(220,848)	(175,286)	(26,975)	(202,261)
Transfers to / from Earmarked Reserves	(69,537)	69,537	0	0	0	0	0	0	0	0	0
Increase / (Decrease) in 2020/21	0	69,537	(9,303)	(14,579)	(3,072)	2,979	45,562	(220,848)	(175,286)	(26,975)	(202,261)
Balance at 31 March 2021 Carried Forward	20,000	220,659	74,978	1,884	58,296	26,605	402,422	1,416,855	1,819,277	(27,825)	1,791,452

Group Accounts

GROUP BALANCE SHEET AS AT 31 MARCH 2022

Restated 31/03/2021 £000		31/03/2022 £000
	Property, Plant & Equipment	
1,421,775	Council dwellings	1,446,393
1,064,692	Other land and buildings	1,106,877
29,383	Vehicles, plant, furniture and equipment	27,545
109,064	Infrastructure	103,286
5,295	Community	5,199
52,244	Surplus Assets not held for Sale	60,856
69,923	Assets under Construction	123,671
2,752,376		2,873,827
928	Heritage Assets	955
17,092	Investment Property	17,503
1,924	Long term investments	1,873
4,436	Long term debtors	4,072
2,776,756	Total Long Term Assets	2,898,230
313,327	Short Term Investments	275,247
240	Inventories	233
82,540	Debtors	70,993
80,147	Cash and Cash Equivalents	120,171
3,786	Prepayments	3,102
480,040	Current Assets	469,746
1,039	Bank Overdraft	5,932
2,073	Short term borrowing	3,006
21,789	Provisions	15,658
116,451	Creditors	155,881
80,731	Receipts in advance	69,044
9,302	PFI Liabilities due within one year	10,158
231,385	Current Liabilities	259,679
3,025,411	Total Assets less Current Liabilities	3,108,297
222,784	Long term borrowing	221,646
8,710	Provisions (More than 1 year)	6,404
202,138	Deferred PFI Liabilities	193,246
2,989	Capital Grants Receipts in Advance	3,320
0	Other Long Term Liabilities	937
797,338	Liability related to defined benefit pension scheme	565,991
1,233,959	Long Term Liabilities	991,544
1,791,452	NET ASSETS	2,116,753
	Usable Reserves	
20,000	General Fund Balance	20,000
220,659	Earmarked Revenue Reserves	231,340
(6,361)	Lewisham Homes Profit & Loss Reserve	(7,628)
(26,297)	Lewisham Homes Pensions Reserve	17
218	Catford Regeneration Partnership Profit & Loss Reserve	(155)
74,978	Housing Revenue Account	30,315
1,884	Major Repairs Reserve	0
58,296	Usable Capital Receipts Reserve	64,387
26,605	Capital Grants Unapplied	30,372
369,982		368,648
	Unusable Reserves	
1,214,203	Revaluation Reserve	1,298,093
1,044,137	Capital Adjustment Account	1,087,629
93	Deferred Capital Receipts	93
(33,834)	Financial Instruments Adjustment Account	(32,981)
(771,041)	LBL Pensions Reserve	(566,008)
(21,141)	Collection Fund Adjustment Account	(11,300)
(2,375)	DSG Unusable Reserve	(8,866)
(8,572)	Short Term Compensated Absences Account	(18,555)
1,421,470		1,748,105
1,791,452	TOTAL RESERVES	2,116,753

Group Accounts

GROUP CASH FLOW STATEMENT FOR THE YEAR ENDING 31 MARCH 2022

Restated		2021/22 £000s
2020/21 £000s		
(50,398)	Net surplus or (deficit) on the provision of services	(61,135)
200,564	Adjustment to surplus or deficit on the provision of services for noncash movements	162,169
(50,403)	Adjust for items included in the net surplus or deficit on the provision of services that are investing and financing activities	(40,307)
99,763	Net Cash flows from operating activities	60,727
(100,234)	Net Cash flows from Investing Activities	(36,415)
(35,714)	Net Cash flows from Financing Activities	10,819
(36,185)	Net increase or (decrease) in cash and cash equivalents	35,131
115,293	Cash and cash equivalents at the beginning of the reporting period	79,108
79,108	Cash and cash equivalents at the end of the reporting period	114,239

Notes to the Group Accounts**1. General**

The Group Accounts should be read in conjunction with the Lewisham Council single entity accounts. Only notes to the accounts that are materially different from the single entity accounts are produced for the group accounts.

2. Group Boundary

The Council has an interest in a number of entities, the most significant of which are the wholly owned subsidiaries Lewisham Homes Limited and Catford Regeneration Partnership Limited which are consolidated into these accounts. The table below provides information on the nature of company business and associated risks:

Company	Business	Risks
Lewisham Homes Limited	An arms-length management organisation (ALMO) set up in 2007 as part of the Council's initiative to deliver better housing services and achieve the Decent Homes Standard. The company manages approximately 18,000 homes.	If Lewisham Homes Limited was in any way unable to deliver a satisfactory housing management service, the Council would have to provide such a service itself.
Catford Regeneration Partnership Limited (CRPL)	The company owns the Catford Shopping Centre and aims to drive forward a regeneration programme for the town centre and the surrounding area.	As a property investment company, CRPL is exposed to risk in market movements in terms of the capital value of properties and in the level of income that can be generated through rental charges

Group Accounts

3. Accounting Policies

- (i) In preparing the Group Accounts the Council has aligned the accounting policies of its companies with those of the Council and made consolidation adjustments where necessary.
- (ii) In 2021/22 Lewisham Homes "Council Dwellings" assets were re-valued using the same accounting standards as LBL to consolidate Lewisham Homes assets into the Group balance sheet. This resulted in a credit to the Group CIES of £4.956m due to an upward valuation of the assets compared to the 2020/21 valuation (2020/21 was a credit of £1.292m to the Group CIES due to the upward revaluation of the assets).
- (iii) Lewisham Homes account for their assets in their single entity balance sheet as cost based. Within the Lewisham Homes accounts the assets are valued at NBV £42.366m (£42.770m in 2020/21). To be included in the Group Accounts these were valued at Fair Value of NBV £33.497m (£28.945m in 2020/21).
- (iv) The Council has consolidated the companies' financial statements with those of the Council on a line-by-line basis and has eliminated in full balances, transactions, income and expenses between the Council and its subsidiaries.

Group Accounts

4. Movements in Non-Current Assets

The movements in non-current assets during 2021/22 and 2020/21 were as follows:

2021/22	Council Dwellings £000	Other Land & Bldgs £000	Vehicles, Plant & Equip't £000	Comm. Assets £000	Surplus Assets £000	Assets under Construction £000	TOTAL £000
Gross Book Value b/fwd at 01 April 2021	1,421,775	1,064,737	65,526	5,562	53,853	69,923	2,681,376
Additions	51,750	1,125	1,799	0	0	56,521	111,195
Revaluations (recognised in Revaluation Reserve)	25,458	40,985	0	0	3,394	0	69,837
Revaluations (recognised in Surplus/ Deficit on the Provision of Services)	2,709	5,884	0	0	(657)	0	7,936
Impairments (recognised in Revaluation Reserve)	0	(813)	0	0	(1,120)	0	(1,933)
Impairments (recognised in Surplus/ Deficit on the Provision of Services)	(76)	(348)	0	0	(719)	0	(1,143)
Loss of Control of Assets (recognised in Revaluation Reserve)	0	0	0	0	0	0	0
Loss of Control of Assets (recognised in Financing and Investment Income and Expenditure)	0	0	0	0	0	0	0
De-recognition of Assets (recognised in Other Operating Expenditure)	(48,743)	0	0	0	0	0	(48,743)
Disposals	(5,809)	0	(16,924)	(100)	(1,952)	0	(24,785)
Transfers	(670)	(4,645)	0	0	8,088	(2,773)	0
Gross Book Value c/fwd at 31 March 2022	1,446,394	1,106,925	50,401	5,462	60,887	123,671	2,793,740
Depreciation b/fwd at 01 April 2021	0	(45)	(36,143)	(267)	(1,609)	0	(38,064)
Depreciation for year	(25,103)	(14,854)	(3,772)	(95)	(305)	0	(44,129)
<u>Depreciation written back on:</u>							
Transfers	12	72	0	0	(84)	0	0
Revaluations (recognised in Revaluation Reserve)	22,760	11,627	135	0	249	0	34,771
Revaluations (recognised in Surplus/ Deficit on the Provision of Services)	2,330	3,139	0	0	43	0	5,512
Impairments (recognised in Revaluation Reserve)	0	0	0	0	0	0	0
Impairments (recognised in Surplus/ Deficit on the Provision of Services)	0	13	0	0	0	0	13
Assets Sold	0	0	16,924	99	1,675	0	18,698
Depreciation c/fwd at 31 March 2022	(1)	(48)	(22,856)	(263)	(31)	0	(23,199)
Net Book Value at 31 March 2022	1,446,393	1,106,877	27,545	5,199	60,856	123,671	2,770,541

Group Accounts

2020/21	Restated						
	Council Dwellings £000	Other Land & Bldgs £000	Vehicles, Plant & Equip't £000	Comm. Assets £000	Surplus Assets £000	Assets under Construction £000	TOTAL £000
Gross Book Value b/fwd at 01 April 2020	1,311,559	1,077,934	62,291	5,596	94,858	80,532	2,632,770
Additions	39,050	3,700	7,832	0	0	45,211	95,793
Revaluations (recognised in Revaluation Reserve)	112,685	37,578	0	0	(31,635)	0	118,628
Revaluations (recognised in Surplus/ Deficit on the Provision of Services)	(8,570)	(31,238)	0	0	(2,846)	0	(42,654)
Impairments (recognised in Revaluation Reserve)	(1,943)	(1,172)	0	(14)	(3,667)	0	(6,796)
Impairments (recognised in Surplus/ Deficit on the Provision of Services)	(2,059)	(437)	0	(20)	(2,699)	0	(5,215)
Loss of Control of Assets (recognised in Revaluation Reserve)	0	(45,617)	0	0	0	0	(45,617)
Loss of Control of Assets (recognised in Financing and Investment Income and Expenditure)	0	(21,120)	0	0	0	0	(21,120)
De-recognition of Assets (recognised in Other Operating Expenditure)	(37,206)	0	0	0	0	0	(37,206)
Disposals	(4,274)	0	(2,728)	0	(205)	0	(7,207)
Transfers	12,533	45,109	(1,869)	0	47	(55,820)	0
Gross Book Value c/fwd at 31 March 2021	1,421,775	1,064,737	65,526	5,562	53,853	69,923	2,681,376
Depreciation b/fwd at 01 April 2020	(1,001)	(3,358)	(37,355)	(172)	(159)	0	(42,045)
Depreciation for year	(23,251)	(14,950)	(3,826)	(95)	(1,043)	0	(43,165)
<u>Depreciation written back on:</u>							
Transfers	72	11	1,578	0	(1,359)	(302)	0
Revaluations (recognised in Revaluation Reserve)	21,039	12,136	1,065	0	248	0	34,488
Revaluations (recognised in Surplus/ Deficit on the Provision of Services)	2,981	6,059	0	0	668	0	9,708
Impairments (recognised in Revaluation Reserve)	0	0	0	0	0	0	0
Impairments (recognised in Surplus/ Deficit on the Provision of Services)	160	57	0	0	0	302	519
Assets Sold	0	0	2,395	0	36	0	2,431
Depreciation c/fwd at 31 March 2021	0	(45)	(36,143)	(267)	(1,609)	0	(38,064)
Net Book Value at 31 March 2021	1,421,775	1,064,692	29,383	5,295	52,244	69,923	2,643,312

Group Accounts

5. Investment Properties

Whilst the Council has no investment properties, CRPL owns Catford shopping centre and several surrounding properties. As these properties were solely being used to generate income at 31 March 2022, under the code of practice they are classed as investment properties.

The fair value of the properties owned by CRPL as at 31 March 2022 £17.503m) (31 March 2021 was £17.092m). This is a £0.411m increase in value from 2020/21.

6. Note to the Group MIRS - Adjustments between group accounts and authority accounts

The following adjustments are made in the Group's Movement in Reserves Statement in order to reconcile the General Fund back to its Council position prior to funding basis adjustments being made.

An analysis of the adjustments between group accounts and authority accounts row within the Group MIRS in 2021/22 is as follows:

Adjustment for:	£'000
London Borough of Lewisham Payments to Lewisham Homes	(60,910)
Lewisham Homes Payments to London Borough of Lewisham	12,461
London Borough of Lewisham Payments to CRPL	(20)
CRPL Payments to London Borough of Lewisham	798
Total Adjustments to GF Net Expenditure	(47,671)

2020/21 comparator:

Adjustment for:	£'000
London Borough of Lewisham Payments to Lewisham Homes	(35,066)
Lewisham Homes Payments to London Borough of Lewisham	12,226
London Borough of Lewisham Payments to CRPL	134
CRPL Payments to London Borough of Lewisham	603
Total Adjustments to GF Net Expenditure	(22,103)

7. Pensions

Lewisham Homes Limited is a scheduled body in the London Borough of Lewisham Pension Fund. The Council has indemnified Lewisham Homes Limited against any liability that may arise on its notional share of the Pension Fund's assets and obligations.

As per the CIPFA Guidance notes, the Pensions Reserves of the authority and Lewisham Homes have different characteristics – in the private sector the reserve is a subset of the Profit and Loss Reserve that accumulates actuarial gains and losses and other remeasurement. Therefore, in the Group Accounts the Lewisham Homes Pension reserve is included under Usable Reserves and the LBL Pensions reserve is under Unusable Reserves.

Lewisham Homes include the asset and liability for the Pension Fund under Current Assets and Long-Term Liabilities in their single entity accounts. When consolidating with the LBL accounts to create the Group Accounts this has to be changed to Usable Reserves and Long-Term Liabilities. This results in the various elements of the in-year movement in the valuation being charged through the different areas of the Group CIES.

Group Accounts

a) Transactions relating to Retirement Benefits

In accordance with IAS19, the Council recognises the cost of retirement benefits relating to these schemes in the Net Cost of Services when they are earned by employees, rather than when the benefits are eventually paid as pensions. However, the required charge to the Council Tax is based on the cash paid in the year so the real cost of retirement benefits is reversed out of the General Fund via the MiRS. The following transactions were made during the year in the CIES and the General Fund Balance via the MiRS:

Comprehensive Income and Expenditure Statement**Cost of Service**

Current Service Cost

Past Service Cost (inc.settlements and curtailments)

Financing and Investment Income and ExpenditureNet Interest on the Net Defined Benefit Liability

Interest Income on Scheme Assets

Interest Cost on Defined Benefit Obligation (Liabilities)

Total Post Employment Benefits Charged to the Surplus or Deficit on the Provision of ServicesRemeasurements of the Net Defined Benefit Liability

Return on Assets excluding amounts included in Net Interest

Actuarial Losses from changes in Demographic Assumptions

Actuarial Losses from changes in Financial Assumptions

Other Remeasurements & Gains and Losses

Total Remeasurements recognised in CIES**Total Post Employment Benefits Charged to the CIES**

	2021/22 £000	2020/21 £000
	71,139	46,074
	1,170	(868)
	72,309	45,206
	(30,637)	(30,382)
	47,103	42,498
	16,466	12,116
	88,775	57,322
	(117,815)	(211,307)
	(5,586)	30,971
	(128,404)	457,451
	(32,872)	(20,465)
	(284,677)	256,650
	(195,902)	313,972

b) Pensions Assets and Liabilities Recognised in the Balance Sheet

Fair Value of Plan Assets

Present Value of Defined Benefit Liability (Obligation)

Present Value of Unfunded Liabilities

Pensions Reserve - Year End Balance

	31/03/22 £000	31/03/21 £000
	1,728,966	1,559,763
	(2,242,570)	(2,296,134)
	(513,604)	(736,371)
	(52,387)	(60,967)
	(565,991)	(797,338)

Group Accounts

c) Reconciliation of the Movements in the Fair Value of Scheme Assets

	31/03/22 £000	31/03/21 £000
Opening Fair Value of Scheme Assets	1,559,763	1,333,900
Interest Income on Scheme Assets	30,746	30,478
Administration	(109)	(96)
<u>Remeasurement Gains / Losses</u>		
Return on Assets excluding amounts included in Net Interest	117,815	211,307
Employer Contributions	31,506	29,995
Contributions in respect of Unfunded Benefits	3,939	4,406
Contributions from Scheme Participants	9,484	9,348
Assets distributed on settlements	0	(838)
Benefits Paid	(57,641)	(54,331)
Unfunded Benefits Paid	(3,939)	(4,406)
Other Remeasurements	37,402	0
Closing Fair Value of Scheme Assets	1,728,966	1,559,763

d) Reconciliation of the Movements in the Present Value of Scheme Liabilities

	31/03/22 £000	31/03/21 £000
Opening Present Value of Scheme Liabilities (Obligations)	(2,357,101)	(1,851,667)
Current Service Cost	(71,139)	(46,074)
Interest Cost on Defined Benefit Obligation (Liabilities)	(47,103)	(42,498)
Contributions from Scheme Participants	(9,484)	(9,348)
<u>Remeasurement Gains / Losses</u>		
Benefits Paid	57,641	54,331
Unfunded Benefits Paid	3,939	4,406
Actuarial Losses from changes in Demographic Assumptions	5,586	(30,971)
Actuarial Losses from changes in Financial Assumptions	128,404	(457,451)
Other Gains and Losses	(4,530)	20,465
Past Service Costs / Curtailments / Settlements	(1,170)	1,706
Closing Present Value of Scheme Liabilities (Obligations)	(2,294,957)	(2,357,101)

Group Accounts

e) Pension Scheme Assets

	31/03/22			31/03/21		
	Active Market £000	Not in Active Markets £000	Total £000	Active Market £000	Not in Active Markets £000	Total £000
LGPS (LBL + LH)						
Equities	122,712	0	122,712	116,703	0	116,703
Debt Securities	181,696	0	181,696	170,700	0	170,700
Real Estate	0	144,068	144,068	0	103,467	103,467
Investment Funds / Unit Trusts	912,560	129,108	1,041,668	837,906	118,578	956,484
Private Equity	0	60,003	60,003	0	39,113	39,113
Cash and Cash Equivalents	0	87,019	87,019	0	89,694	89,694
Total LGPS Assets	1,216,968	420,198	1,637,166	1,125,309	350,852	1,476,161

	31/03/22			31/03/21		
	Active Market £000	Not in Active Markets £000	Total £000	Active Market £000	Not in Active Markets £000	Total £000
LPFA						
Equities	44,002	8,250	52,252	38,605	7,813	46,418
Target Return Portfolio	11,447	8,325	19,772	11,091	8,093	19,184
Infrastructure	0	9,352	9,352	0	7,139	7,139
Real Estate	0	8,237	8,237	0	7,370	7,370
Cash	2,187	0	2,187	3,090	401	3,491
Total LPFA Assets	57,636	34,164	91,800	52,786	30,816	83,602

f) Basis for Estimating Assets and Liabilities

	Local Government Pension Scheme		LPFA	
	2021/22	2020/21	2021/22	2020/21
Rate of Inflation – CPI	3.2%	2.9%	3.5%	2.9%
Salary Increase Rate	4.2%	3.6%	4.5%	3.9%
Pensions Increases	3.2%	2.9%	3.5%	2.9%
Rate for discounting scheme liabilities	2.7%	2.0%	2.6%	1.9%
Mortality assumptions				
Longevity at 65 for current pensioners - Men	21.4	21.4	21.0	20.9
Longevity at 65 for current pensioners - Women	24.3	24.0	24.2	24.1
Longevity at 65 for future pensioners - Men	22.5	22.8	22.2	22.1
Longevity at 65 for future pensioners - Women	25.7	25.8	25.7	25.6

Group Accounts

g) Sensitivity Analysis

Change in Assumption at 31st March 2022	Approximate % Increase in Employer Liability	Approximate Monetary Amount (£000)
LGPS - LB Lewisham		
0.1% Decrease in Real Discount Rate	2%	34,356
1 Year Increase in Member Life Expectancy	4%	81,194
0.1% Increase in the Salary Increase Rate	0%	2,685
0.1% Increase in the Pension Increase Rate	2%	31,414
LGPS - Lewisham Homes		
0.1% Decrease in Real Discount Rate	2%	3,814
1 Year Increase in Member Life Expectancy	4%	7,669
0.1% Increase in the Salary Increase Rate	0%	334
0.1% Increase in the Pension Increase Rate	2%	3,451
LPFA		
0.1% Decrease in Real Discount Rate	n/a	97
1 Year Increase in Member Life Expectancy	n/a	100
0.1% Increase in the Salary Increase Rate	n/a	95
0.1% Increase in the Pension Increase Rate	n/a	97

These are based on reasonably possible changes to the assumptions occurring at the end of the year and assumes for each change that the assumption changes while all the other assumptions remain constant.

h) Future Contributions

The objectives of the scheme are to keep the employer's contributions at as constant a rate as possible. The Group anticipates paying £33.0m in contributions to the scheme in 2022/23.

8. Long Term Debtors

The value of Long-Term debtors has reduced from the Single entity accounts balance to the Group Accounts balance because of the removal of loans to the subsidiaries (Lewisham Homes £40,000k and CRPL £15,448k).

9. Group Accounts Prior Period Adjustments/ Restatements

In 2021/22 there were no restatements directly to the 2020/21 Group Accounts. The only prior year adjustments to the Group Accounts were due to the London Borough of Lewisham single entity accounts, see Section 3, Note 48.

Glossary

SECTION 7 – GLOSSARY OF TERMS USED IN THE ACCOUNTS

ACCRUALS	These are amounts included in the accounts to cover income and expenditure attributable to the financial year, but for which payment had not been received or made as at 31 March.
ACTUARY	An independent professional who advises on the financial position of the Pension Fund and carries out a full valuation every three years.
CAPITAL EXPENDITURE	This is expenditure on the acquisition or enhancement of assets which significantly prolongs their useful lives or increases their market value. This is considered to be of benefit to the Council over a period of more than one year, e.g. land and buildings.
CAPITAL ADJUSTMENT ACCOUNT	This represents the capital resources which have been set aside to meet past capital expenditure.
CAPITAL RECEIPTS	Income received from the sale of land, buildings and plant.
COLLECTION FUND	A separate statutory account into which Council Tax and Non-Domestic Rates (NDR) are paid in order to account for payments due to the Council's General Fund and Preceptors (currently the Greater London Authority for Council Tax and NDR, and Central Government for NDR).
CONTINGENT LIABILITY	A possible liability to incur future expenditure at the balance sheet date dependent upon the outcome of uncertain events.
CREDITORS	This is an amount of money owed by the Council for goods, works or services received.
DEBTORS	This is an amount of money owed to the Council by individuals and organisations.
DEPRECIATION	This is the loss in value of an asset due to age, wear and tear, deterioration or obsolescence. An annual charge in respect of this is made to service revenue accounts over the life of most assets to reflect the usage in the year.
EARMARKED RESERVES	These are amounts set aside for specific purposes to meet future commitments or potential liabilities, for which it is not appropriate to establish provisions.
FAIR VALUE	This is defined as the amount for which an asset could be exchanged or liability settled, assuming that the transaction was negotiated between parties knowledgeable about the market in which they are dealing and willing to buy/sell at an appropriate price, with no other motive in their negotiations other than to secure a fair price.
GENERAL FUND	This is the account which comprises the revenue costs of providing services, which are met by General Government Grants and the Council's demand on the Collection Fund.
IMPAIRMENT ALLOWANCE	This is an amount set aside from revenue to cover irrecoverable debts.
INFRASTRUCTURE	These are non-current assets which do not have a market value and primarily exist to facilitate transportation and communication (e.g. roads, street lighting). They are usually valued at historic cost.

Glossary

LEASES	<p>A Lease is an agreement whereby the lessor conveys to the lessee in return for a payment or series of payments the right to use an asset for an agreed period of time. The definition of a lease includes hire purchase contracts. Lease classification is made at the inception of the lease.</p> <p>A Finance lease is a lease that transfers substantially all the risk and rewards incidental to ownership of an asset. Title may or may not eventually be transferred. An Operating lease is a lease other than a finance lease.</p>
MEMORANDUM ACCOUNT	<p>These Accounts are not part of the Council's formal statutory Accounts and are included in the Statement for added information.</p>
MINIMUM REVENUE PROVISION (MRP)	<p>The prudent amount which must be charged to the Council's revenue account each year for the principal repayment of debt.</p>
NON-DOMESTIC RATES (NDR)	<p>Also known as Business Rates, these are set by the Government and collected by the Council. The income due is paid as precepts to the Council's General Fund, the Greater London Authority and Central Government.</p>
PRIVATE FINANCE INITIATIVE (PFI)	<p>This is a scheme whereby contracts for specified services are let to private sector suppliers by the Council which may include capital investment as well as the provision of the service. Payments are made to the supplier in return, which are reduced if performance targets are not met.</p>
PRECEPTS	<p>These are demands made upon the Collection Fund by the Council's General Fund and the Greater London Authority in accordance with their budget requirements. A share of the NDR precept is also paid to Central Government.</p>
PROVISIONS	<p>This is an amount which is set-aside for a specific liability or loss, which is likely to be incurred, but where the exact amount and date on which they will arise is uncertain.</p>
REVALUATION RESERVE	<p>This represents the gains on the revaluation of non-current assets which have not yet been realised through sales.</p>
REVENUE SUPPORT GRANT (RSG)	<p>This is the main general grant which is paid to the Council by Central Government to fund local services.</p>
REVENUE EXPENDITURE	<p>Day-to-day expenditure incurred in the running of Council services, e.g. salaries, wages, supplies and services.</p>
SPECIAL PURPOSE VEHICLE	<p>This is a legal entity (usually a limited company) created to fulfil narrow, specific or temporary objectives.</p>
SUPPORT SERVICES	<p>These are activities of a professional, technical and administrative nature which are not Council services in their own right, but support main front-line services.</p>

Glossary

COMMON ACRONYMS USED IN THE ACCOUNTS

CIES	Comprehensive Income and Expenditure Statement
CIPFA	Chartered Institute of Public Finance and Accountancy
COP	Code of Practice on Local Authority Accounts in the United Kingdom
DSG	Dedicated Schools Grant
DfE	Department for Education
HRA	Housing Revenue Account
IAS	International Accounting Standards
IFRS	International Financial Reporting Standards
LEP	Local Education Partnership
LGPS	Local Government Pension Scheme
LPFA	London Pensions Fund Authority
LSP	Local Strategic Partnership
MiRS	Movement in Reserves Statement
MRP	Minimum Revenue Provision
NDR	Non-Domestic Rates
PFI	Private Finance Initiative
RICS	Royal Institution of Chartered Surveyors
SeRCOP	Service Reporting Code of Practice
SPV	Special Purpose Vehicle
SSAP	Statement of Standard Accounting Practice
TfL	Transport for London
TPS	Teachers' Pensions Scheme
VAT	Value Added Tax

SECTION 8 – PENSION FUND ACCOUNTS

FOREWORD

This Pension Fund Statement of Accounts details the financial position and performance of the Lewisham Pension Fund for the year ending 31 March 2022.

The Pension Fund's value increased over the year by £133m (8%), £1.617bn to £1.750bn. The Fund value increased as global markets recovered from the effects of Covid pandemic (any changes in the valuation caused by the war in Ukraine will affect the accounts for 2022/23).

INTRODUCTION

The London Borough of Lewisham Pension Fund ('the Fund') is part of the Local Government Pension Scheme (LGPS). The Fund is a contributory defined benefit pension scheme administered by the London Borough of Lewisham to provide benefits to London Borough of Lewisham employees and former employees and admitted and scheduled bodies. These benefits include retirement allowances and pensions payable to former employees and their dependants, lump sum death gratuities and special short-term pensions. The Fund is financed by income from investments and contributions from employees, the Council and other admitted and scheduled bodies.

ORGANISATION

The Fund is governed by the Public Service Pensions Act 2013. The Fund is administered in accordance with the following secondary legislation (referred to henceforth as "the Regulations"):

- The Local Government Pension Scheme Regulations 2013 (as amended);
- The Local Government Pension Scheme (Transitional Provisions, Savings and Amendment) Regulations 2014 (as amended); and
- The Local Government Pension Scheme (Management and Investment of Funds) Regulations 2016.

Formal responsibility for investment management of the Pension Fund is delegated to the Council's Pensions Investment Committee (PIC), which appoints and monitors external investment managers. Each investment manager has an individual performance target and benchmark tailored to balance the risk and return appropriate to the element of the Fund they manage. The investment managers also have to consider the PIC's views on socially responsible investments. Details of the Socially Responsible Investment policy are contained in the Investment Strategy Statement and published online (see web address below).

The Pension Board operates independently of PIC and assists the administering authority in securing compliance with the Regulations and any other legislation or codes of practice relating to the governance and administration of the Scheme. Further information about the Board, together with its Terms of Reference, can be found online at the web address below.

The Pension Fund administration is managed by a small in-house team, which is also responsible for other areas of work such as redundancy payments, gratuities and teachers compensation.

A statement of the Fund's corporate governance, funding strategy and investment strategy can be found on the authority's Pension Fund website at the following address:

www.lewishampensions.org

Pension Fund Accounts

FUND ACCOUNT FOR THE YEAR ENDED 31 MARCH 2022

The fund account shows the surplus or deficit on the fund for the year.

	2021/22	2020/21	See
	£000	£000	note
<u>DEALINGS WITH MEMBERS, EMPLOYERS AND OTHERS</u>			
<u>DIRECTLY INVOLVED WITH THE SCHEME</u>			
Contributions Receivable:			
- from Employers	(37,341)	(35,439)	5
- from Employees	(11,120)	(10,822)	5
Transfer Values In	(8,096)	(3,605)	
Other Income	(37)	(347)	
Sub-Total: Income	(56,594)	(50,213)	
Benefits Payable:			
- Pensions	46,942	45,729	6
- Lump Sums: Retirement allowances	9,891	5,905	6
- Lump Sums: Death grants	1,310	1,983	6
Payments to and on account of leavers:			
- Refunds of Contributions	105	51	
- Transfer Values Out	5,515	5,351	
Sub-Total: Expenses	63,763	59,019	
Sub-Total: Net (Additions)/ Withdrawals from dealings with members	7,169	8,806	
Management Expenses	3,867	3,910	7
Sub-Total: Net (Additions)/ Withdrawals including fund management expenses	11,036	12,716	
<u>RETURNS ON INVESTMENTS</u>			
Investment Income	(18,776)	(18,254)	9
Change in market value of investments (Realised & Unrealised)	(125,203)	(259,794)	14b
Taxes on Income	9	191	
Total Net Returns on Investments	(143,970)	(277,857)	
NET (INCREASE) / DECREASE IN THE FUND DURING YEAR	(132,934)	(265,141)	
OPENING NET ASSETS OF THE FUND	(1,617,349)	(1,352,208)	
CLOSING NET ASSETS OF THE FUND	(1,750,283)	(1,617,349)	

Pension Fund Accounts

NET ASSETS STATEMENT AS AT 31 MARCH 2022

The Net Assets Statement shows the market value of the investments and other assets held by the Pension Fund as at 31 March 2022.

	31/03/22 £000	31/03/21 Re-stated £000	See note
INVESTMENT ASSETS			
Equities			
Equities	107,822	95,341	10 - 14
	107,822	95,341	
Managed Funds			
Property	147,265	112,036	10 - 14
Equities	832,033	776,855	10 - 14
Fixed Interest	212,999	207,213	10 - 14
Index Linked	112,822	107,210	10 - 14
Venture capital	172,834	138,480	
Hedge funds	71,610	71,529	
	1,657,385	1,508,664	
Cash Held with Custodian	92,992	105,524	18
Other Investment Balances	42	2,787	17a
	1,750,419	1,616,975	
TOTAL INVESTMENTS			
Current Assets	2,100	4,340	17b
Current Liabilities	(2,236)	(3,966)	17b
	1,750,283	1,617,349	
TOTAL NET ASSETS			

The financial statements of the Fund do not take account of the liability to pay pensions or benefits after 31 March 2022. This liability is included within the Authority's balance sheet.

NOTES TO THE PENSION FUND ACCOUNTS

Note 1: Basis of Preparation of Financial Statements

The Statement of Accounts summarise the Fund's transactions for 2021/22 and its position at year end and as at 31st March 2022. The accounts have been prepared in accordance with the Code of Practice on Local Authority Accounting in the United Kingdom 2021/22 (the Code) issued by the Chartered Institute of Public Finance and Accountancy (CIPFA) which is based upon International Financial Reporting Standards (IFRS) as amended for the UK public sector.

The accounts summarise the transactions of the Fund and report on the net assets available to pay pension benefits.

The accounts do not take account of obligations to pay pensions and benefits which fall due after the end of the financial year, nor do they take into account the actuarial present value of promised retirement benefits. The Code gives administering authorities the option to disclose this information in the Net Asset Statement, in the notes to the accounts or by appending an actuarial report prepared for this purpose. The Authority has opted to disclose this information in an accompanying report to the accounts, which is disclosed in Note 19.

The Pension Fund Accounts have been prepared on a going concern basis, with the assumption that the functions of the authority will continue in operational existence for the foreseeable future.

Note 2: Summary of Significant Accounting Policies and Practices

The Pension Fund accounts have been prepared in accordance with the Code of Practice on Local Authority Accounting in the United Kingdom 2021/22 ('the Code') which is based upon International Financial Reporting Standards (IFRS), as amended for the UK public sector.

The accounts summarise the transactions of the Fund and report on the net assets available to pay pension benefits. The accounts do not take account of the obligations to pay pensions and benefits which fall due after the end of the financial year. In respect of future obligations, the actuarial present value of promised retirement benefits are valued on an International Accounting Standard (IAS) 26 basis.

The Local Government Pension Scheme (Administration) Regulations 2013 require administering authorities in England and Wales to prepare a Pension Fund Annual Report which must include the Fund Account and a Net Assets Statement with supporting notes prepared in accordance with proper practices. The Regulations summarise the Pension Code and the minimum disclosure requirements.

The date for publishing the Pension Fund Annual Report is on or before 1 December following the end of the financial year. The Council will be taking its Annual Report to its Pensions Investment Committee later in the year to comply with this deadline.

Accounting Policies

A summary of the significant accounting policies, valuation techniques, and the basis of preparation of the accounts are shown below:

- (a) **Investments** - Investments in the Net Assets Statement are shown at Fair Value. The values of investments as shown in the net assets statement have been determined at fair value in accordance with the requirements of the Code and IFRS 13. For the purposes of disclosing levels of fair value hierarchy, the fund has adopted the classification guidelines recommended in Practical Guidance on Investment Disclosures (PRAG/Investment Association, 2016). The market value of equity investments is based on the official closing data, in the main, with last trade data being used in a small number of countries. Unitised equities are quoted based on last trade or official closing price. Northern Trust, the Fund's custodian, sets out its pricing

Pension Fund Accounts

policies in a document entitled “Asset pricing guidelines” which details its pricing process and sets out preferred pricing sources and price types.

- (b) The change in market value of investments during the year comprises all increases and decreases in market value of investments held at any time during the year, including profits and losses realised on the sale of investments during the year.
- (c) **Equities:** Equities are valued at published market prices.
- (d) **Bonds:** Bonds are valued at the published bid market price on the final day of the accounting period.
- (e) **Pooled Investments - Equity Unit Trusts and market quoted investments;** are valued are valued at published bid market prices on the final day of the accounting period.
- (f) **Pooled Investments - UK Fixed Income Managed Funds;** are valued at the average of broker prices.
- (g) **Pooled Investments – Hedge Funds;** are valued by the investing managers on a fair value basis each year using PRAG guidance.
- (h) **Pooled Property Investments:** The Property Funds do not have any direct investments in property but use property Fund managers to invest in pooled property/unit trust funds. They are valued in accordance with the Royal Institute of Chartered Surveyors' (RICS) Valuation Standards at Fair Value based on their Open Market Value (OMV).
- (i) **Venture Capital: The Private Equity and Private Debt;** are valued in accordance with United States generally accepted accounting principles, including FAS 157, which is consistent with the International Private Equity and Venture Capital Valuation Guidelines. These guidelines set out that all investments are carried at fair value and they recommend methodologies for measurement.
- (j) **Hedge Funds:** Hedge Funds are valued by investing managers on a fair value basis using PRAG guidance.
- (k) **Fixed Income Unit Trust:** Fixed income earned from fixed income unit trusts. Interest income is recognised in the Fund as it accrues.
- (l) **Contributions** – These represent the total amounts receivable from the employers and employees within the scheme. Rates will differ between bodies in the scheme; from 01 April 2021 the employee contribution bands (revised annually in line with inflation) for the administering authority are as follows:

Pensionable Pay for the Post	Contribution Rates 2021/22	
	Main Section	50/50 Section
Up to £14,600	5.50%	2.75%
£14,601 to £22,800	5.80%	2.90%
£22,801 to £37,100	6.50%	3.25%
£37,101 to £46,900	6.80%	3.40%
£46,901 to £65,600	8.50%	4.25%
£65,601 to £93,000	9.90%	4.95%
£93,001 to £109,500	10.50%	5.25%
£109,501 to £164,200	11.40%	5.70%
More than £164,201	12.50%	6.25%

Pension Fund Accounts

The employer's contribution is reviewed every three years and is determined by the Fund's Actuary as the rate necessary to ensure that the Fund is able to meet its long-term liabilities. This is assessed at each triennial actuarial revaluation. *The employer's contribution rate for the administering authority in 2021/22 is 22.5%, unchanged from 2019/20.*

- (m) **Benefits** – Benefits payable are made up of pension payments and lump sums payable to members of the Fund upon retirement and death. These have been brought into the accounts on the basis of all valid claims approved during the year.
- (n) **Transfer Values** – Transfer values are those sums paid to, or received from, other pension schemes relating to periods of previous pensionable employment. Transfer values are calculated in accordance with the Local Government Pension Scheme Regulations and have been brought into the accounts on a cash basis.
- (o) **Taxation** – The Fund is a registered public service scheme under section (1) of Schedule 36 of the Finance Act 2004 and as such is exempt from UK income tax on interest received and from capital gains tax on the proceeds of investments sold. Income from overseas investments suffers withholding tax in the country of origin, unless exemption is permitted. Irrecoverable tax is accounted for as an expense as it arises.
- (p) **VAT** – By virtue of Lewisham Council being the administering authority, VAT input tax is recoverable on Fund activities. Any irrecoverable VAT is accounted for as an expense.
- (q) **Actuarial Present Value of Promised Retirement Benefits** – The actuarial present value of promised retirement benefits should be disclosed and based on the requirements of IAS 19 Post-Employment Benefits and relevant actuarial standards. As permitted under the Code, the Pension Fund financial statements include a note disclosing the actuarial present value of retirement benefits (see Note 19).

The longevity assumptions for current pensioners are average future life expectancies at age 65, whilst future pensioners are assumed to be aged 45 at the last formal valuation; these longevity assumptions are consistent with the previous IAS26 disclosures for year ending 31 March 2021.

For sensitivity purposes, the actuary estimates that a 1 year increase in life expectancy would increase liabilities by approximately 3-5%.

- (r) **Investment Management and Administration** - Regulation 42 of the Local Government Pension Scheme (Administration) Regulations 2008, permit the Council, as the administering authority, to charge the scheme's administration costs to the Fund. A proportion of relevant Council officers' salaries, including related on-costs, have been charged to the Fund on the basis of actual time spent on scheme administration and investment-related business. Management fees of the Fund's investment managers are typically calculated as a set percentage of the market value of funds under management at regular intervals, although some agreements also allow for performance fees above a defined hurdle rate. All investment management expenses are accounted for on an accruals' basis. The Committee has appointed external investment managers to manage the investments of the Fund. Managers are paid a fee based on the market value of the investments they manage and/or a fee based on performance.

Pension Fund Accounts

- (s) **Foreign currency:** Foreign currency transactions are made using the WM/Reuters exchange rate in the following circumstances:
- Purchase and sales: the foreign exchange rate applicable on the day prior to the trade date is used.
 - Stock holdings: all holdings valuations are made using the WM/Reuters close of previous business day.
 - Dividend receipts: the rate applicable on the day prior to the date the dividend received is used.
- (t) **Commitments** - Where capital committed to investments is not fully drawn down at the end of the financial year the outstanding commitment is not included in the Net Asset Statement but is referred to in the notes to the accounts; please see note 21.
- (u) **Financial Instruments**
- (i) Financial Liabilities are recognised at fair value as at the reporting date. A financial liability is recognised in the net assets statement on the date the Fund becomes party to the liability. From this date any gains or losses arising from changes in the fair value of the liability are recognised by the Fund.
- (ii) Financial assets are included in the net assets statement on a fair value basis as at the reporting date. A financial asset is recognised in the net asset statement on the date the Fund becomes party to the contractual acquisition of the asset. From this date any gains or losses arising from changes in the value of the asset are recognised in the Fund account.
- The values of investments as shown in the net asset statement have been determined at fair value in accordance with the requirements of the Code and IFRS 13
- (v) **Additional Voluntary Contributions (“AVCs”)**
Members of the Fund are able to make AVCs in addition to their normal contributions. The related assets are invested separately from the main Fund, and in accordance with the Regulations, are not accounted for within the financial statements. If on retirement members opt to enhance their Scheme benefits using their AVC funds, the amounts returned to the Scheme by the AVC providers are disclosed as transfers-in. Further details about the AVC arrangements are disclosed in note 23.

Practices

- (w) **Actuarial** – The adequacy of the Fund's investments and contributions in relation to its overall and future obligations is reviewed every three years by an Actuary appointed by the Council. The Council's Actuary, Hymans Robertson, assesses the Fund's assets and liabilities in accordance with Regulation 62 of the Local Government Pension Scheme Regulations 2013. The contribution rate required for benefits accruing in future is assessed by considering the benefits which accrue over the course of the three years to the next valuation.

The most recent triennial valuation carried out by the actuaries was as at 31 March 2022. Some of the financial assumptions made, with comparison to the previous valuation, are presented in the table below:

Financial Assumption	March 2022 (%)	March 2019 (%)
Discount Rate	3.6	3.5
Price Inflation (CPI*)	2.7	2.3
Pay Increases	3.7	3.0
Benefit Increase	2.7	2.3
CARE Revaluation	2.7	2.3
Expenses	0.9	0.7

* Consumer Price Index

Pension Fund Accounts

With effect from 1 April 2017 to 31 March 2019, the actuarial review carried out for 31 March 2016 resulted in the Council's employer contribution rate being set at 22.5%.

The most recent triennial valuation as at the 31 March 2022 revealed that the Fund's assets, which at 31 March 2022 were valued at £1.748bn (£1.387bn in 2019), were sufficient to meet 97% (90% in 2019) of the past service liabilities valued at £1.804bn (£1.541bn in 2019) accrued up to that date. The resulting deficit as at the 2022 valuation was £56m (£154m in 2019).

Note 3: Critical Judgements in Applying Accounting Policies

In applying the accounting policies set out above, the Council has had to make certain critical judgements about complex transactions or those involving uncertainty about future events. There were no such critical judgements made during 2021/22.

Note 4: Assumptions Made About the Future and Other Major Sources of Uncertainty

The preparation of financial statements requires management to make judgements, estimates and assumptions that affect the reported amounts. Estimates and assumptions take account of historical experience, current trends and future expectations. However, actual outcomes could be different from the assumptions and estimates made. The items in the net asset statement for which there is a significant risk of material adjustment the following year are as follows:

Item	Uncertainties	Effect if actual results differ from assumptions
Actuarial present value of promised retirement benefits (Note 19)	The figure of net liability to pay pensions is based on a significant number of complex assumptions including the discount rate, salary increases, mortality rates and expected returns on Fund assets. The Pension Fund's qualified actuary calculates this figure to ensure the risk of misstatement is minimised. However, the market disruption caused by the war in Ukraine will have mixed and uncertain impacts on all of those assumptions, possibly resulting in material changes to the disclosed present value of promised retirement benefits as at 31 March 2022. Further sensitivity analysis is included in note 19, below.	The effects on the net pension liability of changes in assumptions can be measured. For instance, a 0.1% increase in the discount rate assumption is estimated to reduce the present value of the pension liability by £36.5m.
Property valuations	Valuation techniques are used to determine the carrying values of freehold and leasehold property directly held by some fund managers. Where possible these valuation techniques are based on observable data, otherwise the best available data is used.	Following an analysis of historical volatility of asset class returns and expected investment returns, in consultation with the Fund's advisors, the Council has determined that the percentage of volatility that can be applied to the Fund's Property assets in 2021/22, assuming all other variables such as foreign exchange rates and interest rates remain the same, is estimated to be 3.8%. This would be an increase or decrease in the value of property investments by £5.6m, on a fair value of £147m.

Pension Fund Accounts

Venture Capital - private equity / infrastructure	Private equity investments are valued at fair value in accordance with British Private Equity and Venture Capital Association guidelines. These investments are not publicly listed and as such, there is a degree of estimation involved in the valuation.	The venture capital investment in the financial statements is £172.8m. There is a risk that this investment may be under- or overstated in the accounts and is estimated to be 5.8%. This would be an increase or decrease in the value of venture capital investments by £10.0m, on a fair value of £172.8m.
---	---	---

Pension Fund Accounts

Note 5: Contributions Receivable

	2021/22 £000	2020/21 £000
Employer Contributions		
Administering Authority	(30,351)	(28,556)
Scheduled Bodies	(6,436)	(6,191)
Admitted Bodies	(554)	(692)
	(37,341)	(35,439)
Employee Contributions		
Administering Authority	(8,797)	(8,566)
Scheduled Bodies	(2,141)	(2,062)
Admitted Bodies	(182)	(194)
	(11,120)	(10,822)

Contributions receivable from employers are shown below:

	2021/22 £000	2020/21 £000
Employer Contributions		
Normal	(35,548)	(34,672)
Early Retirement Strain	(1,623)	(357)
Deficit Funding	(170)	(410)
	(37,341)	(35,439)

Note 6: Benefits PayableBy Category

	2021/22 £000	2020/21 £000
Pensions	46,942	45,729
Commutation and Lump Sum Retirement Benefits	9,891	5,905
Lump Sum Death Grants	1,310	1,983
	58,143	53,617

By Authority

	2021/22 £000	2020/21 £000
Administering Authority	52,190	48,055
Scheduled Bodies	4,344	4,007
Admitted Bodies	1,609	1,555
	58,143	53,617

Pension Fund Accounts

Note 7: Management Expenses

The table below shows a breakdown of the management expenses incurred during the year.

	2021/22 £000	2020/21 £000
Administration Expenses	1,161	1,018
Oversight and Governance Expenses	420	509
<u>Investment Management Expenses:</u>		
- Transaction Costs	220	15
- Management Fees	1,954	2,332
- Performance Fees	0	0
- Custody Fees	112	36
	3,867	3,910

Note 8: External Audit Costs

	2021/22 £000	2020/21 £000
External Audit Services	62*	36
Total	62	36

* this includes £24k additional fees for the 2020/21 audit

The Pension Fund's external auditors are Grant Thornton.

Note 9: Investment Income

The table below shows a breakdown of the investment income for the year:

	2021/22 £000	2020/21 £000
Cash	27	(59)
Bonds	(483)	0
Equities	(483)	0
Pooled property investments,	(3,941)	(3,233)
Pooled investments, unit trust & other managed funds	(7,572)	(9,798)
Venture Capital	(6,324)	(5,164)
	(18,776)	(18,254)

Pension Fund Accounts

Note 10: Fund Assets

The table below outlines the fund managers, asset classes, and values of those assets held by the Fund as at 31 March 2022.

Fund Manager	Asset	Asset Value 31 March 2022 £000	Proportion of the Fund 31 March 2022 %	Asset Value 31 March 2021 £000
LCIV	Passive Equity	459,186	26.2%	0
UBS	Passive Equity and Bonds*	409,857	23.4%	531,236
Blackrock	Passive Equity and Bonds	368,683	21.1%	636,109
Schroders Property	Property	153,961	8.8%	112,036
HarbourVest	Private Equity	124,224	7.1%	86,452
J.P. Morgan	Infrastructure	86,561	4.9%	74,260
Pemberton	Multi-Asset Credit	40,632	2.3%	38,127
Partners Group	Multi-Asset Credit	32,087	1.8%	33,175
LCIV	Infrastructure	24,900	1.4%	0
LGIM	Property	9,910	0.6%	0
Various Managers	Cash and other Assets	40,418	2.4%	105,579
Lewisham	Net Current Assets/(Liabilities)	(136)	0.0%	375
Total Fund Assets		1,750,283	100.0%	1,617,349

*Note: as at 31 March 2022 there were no Bonds held with UBS, these had been transferred to Blackrock during the financial year.

Note 11: Investment Analysis

Individual Investment assets with a market value exceeding 5% of the total fund value as at 31 March 22 are as follows:

		£000	%
Passive Equity Progressive Paris Aligned Fund	LCIV	459,186	26.2%
UBS Asset Management Fund	UBS	268,067	15.3%
Aquila Life UK Equity Index	Blackrock	112,822	6.5%
UBS Asset Management Life UK Equity Tracker	UBS	107,821	6.2%
BlackRock Pensions Aquila over 15 years	Blackrock	107,950	6.2%
Blackrock Fixed Income A	Blackrock	105,493	6.0%

Pension Fund Accounts

Individual Investment assets with a market value exceeding 5% of the total fund value as at 31 March 21 are as follows:

Asset	Manager	31 March 2021	
		£000	%
UBS Asset Management Life World Equity Tracker	UBS	240,024	14.8
Aquila Life US Equity Index Fund	Blackrock	214,030	13.2
BlackRock Pensions Aquila Life UK Equity Index	Blackrock	126,901	7.8
UBS Asset Management Life UK Equity Tracker A Nav	UBS	95,341	5.9

Note 12: Reconciliation in Movement in Investments

An analysis of investment movements in 2021/22 (includes cash, debtors and creditors) is set out below:

	Re-classified* Market Value as at 31/03/2021	Purchases and derivative payments	Sales and capital receipts	Change in Market Value during the year	Market Value as at 31/03/2022
	£000	£000	£000	£000	£000
Bonds	107,210	27,291	(28,150)	6,471	112,822
Equities	95,341	253,024	(243,782)	3,239	107,822
Fixed Income Unit Trust	207,214	24,706	(736)	(18,185)	212,999
Equity unit trust	776,855	80,988	(112,811)	87,001	832,033
Hedge fund	71,529	0	(1,266)	1,347	71,610
Pooled property Investments	112,036	13,098	(4,507)	26,638	147,265
Venture capital	138,480	49,072	(35,549)	20,831	172,834
	1,508,665	448,179	(426,801)	127,342	1,657,385
Derivative contracts:					
Forward currency contracts	0	125	(136)	11	0
Sub-total	1,508,665	448,304	(426,937)	127,353	1,657,385
Cash deposits	105,524			985	92,992
Amount receivable for sales of investments	10,800			0	0
Investment income due	2,769			0	42
Spot FX contracts	0			(5)	0
Amounts payable for purchases of Investments	(10,800)			0	0
Other investment balances	391			(3,130)	(136)
Total	1,617,349			125,203	1,750,283

- The description of the funds has been changed but there has been no change in the value of the fund.

LEWISHAM STATEMENT OF ACCOUNTS 2021/22

Pension Fund Accounts

	Re-classified* Market Value as at 31/03/2020	Purchases during the year and derivative payments	Sales and capital distributions	Change in Market Value during the year	Restated Market Value as at 31/03/2021
	£000	£000	£000	£000	£000
Bonds	88,785	14,483	0	3,942	107,210
Equities	75,079	400	(7,157)	27,019	95,341
Pooled Investments	937,436	32,868	(116,119)	201,413	1,055,598
Pooled property Investments	106,328	8,552	(3,119)	275	112,036
Venture Capital	123,065	15,574	(20,404)	20,244	138,479
	1,330,693	71,877	(146,799)	252,893	1,508,665
Forward currency contracts	0	6	(3)	(3)	0
Sub-total	1,330,693	71,883	-146,802	252,890	1,508,665
Cash deposits	28,393			(832)	105,524
Amount receivable for sales of investments	17,500			0	10,800
Investment income due	37			0	2,769
Spot FX contracts	0			1	0
Amounts payable for purchases of Investments	(17,505)			(7)	(10,800)
Other investment balances	1,272				
Total as per accounts 2020/21	1,352,633				1,616,958
Other debtors/creditors	6,485				391
Total	1,359,118			252,052	1,617,349

- The description of the funds has been changed but there has been no change in the value of the fund.

Pension Fund Accounts

Note 13a: Fair Value – Basis of Valuation

The basis of the valuation of each class of investment asset is set out below. There has been no change in the valuation techniques used during the year. All assets have been valued using fair value techniques based on the characteristics of each instrument, with the overall objective of maximising the use of market-based information.

Description of asset	Valuation Hierarchy	Basis of Valuation	Observable and Unobservable Inputs	Key sensitivities affecting the valuations provided
Equities	Level 1	Published market prices	Evaluated price of feeds	Not required
Bonds	Level 2	The published bid market price on the final day of the accounting period	Not required	Not required
Pooled investment – equity unit trust and market quoted investments	Level 1	Published bid market price on the final day of the accounting period	Not required	Not required
Pooled investments - UK Fixed Income Managed Funds	Level 2	Average of broker prices	Not required	Not required
Pooled investments - Hedge Funds	Level 3	Valued by investing managers on a fair value basis each year using PRAG guidance	NAV - based pricing set on a forward basis	Valuations are affected by a change to the value of the financial instrument it is being hedged against
Cash	Level 1	Carrying value is deemed to be fair value because of the short-term nature of these financial instruments	Not required	Not required
Venture Capital - private equity and private debt	Level 3	Comparable valuation of similar companies in accordance with International Private Equity guidelines	- EBITDA multiple - Revenue Multiplier - Discount for lack of marketability - Control Premium	Valuations could be affected by changes to expected cashflow or by differences between audited and unaudited accounts
Hedge Funds	Level 3	Valued by investing managers on a fair value basis each year using PRAG guidance	NAV - based pricing set on a forward basis	Valuations are affected by a change to the value of the financial instrument it is being hedged against
Pooled Property Investments	Level 3	Latest available fair value provided by the manager, adjusted for cash movements subsequent to that date as required.	Manager valuation statements are prepared in accordance with ECVA guidelines	Upward valuations are only considered when there is validation of the investment objectives and such progress can be demonstrated

Pension Fund Accounts

Note 13b: Sensitivity of Assets Valued at Level 3

The fund has determined that the valuation methods described above for level 3 investments are likely to be accurate to within the following ranges, and has set out below the consequent potential impact on the closing value of investments held at 31 March 2022.

	Assessed valuation range (+/-)	Value at 31 March 2022	Value on Increase	Value on Decrease
	%	£000	£000	£000
Overseas Hedge Fund	5.8%	71,610	75,763	67,457
Venture Capital	5.8%	78,901	83,477	74,324
Total		150,511	159,240	141,781

Note 13c: Valuation of Financial Instruments carried at Fair Value

The valuation of financial instruments has been classified into three levels, according to the quality and reliability of information used to determine fair values.

Level 1 – where fair values are derived from unadjusted quoted prices in active markets for identical assets or liabilities. Listed investments are shown at bid prices. The bid value is based on the market quotation of the relevant stock exchange.

Level 2 – where market prices are not available, for example, where an instrument is traded in a market that is not considered to be active or where valuation techniques are used to determine fair value and where these techniques use inputs that are based significantly on observable market data.

Level 3 – where at least one input that could have a significant effect on the instrument's valuation is not based on observable market data. Such instruments would include infrastructure, which the Fund holds assets in, unquoted equity investments and hedge fund of funds, neither of which the Fund currently invests in.

The following table provides an analysis of the assets and liabilities of the pension fund grouped into levels 1 to 3, based on the level at which the fair value is observable:

Market Value as at 31/03/2022	Quoted market price	Using observable inputs	With significant observable inputs	
	Level 1	Level 2	Level 3	Total
	£000	£000	£000	£000
Financial assets at fair value through profit and loss				
Bonds	0	112,822	0	112,823
Equities	0	107,822	0	107,822
Pooled investments	25,204	1,019,828	71,610	1,116,642
Pooled Property Investments	0	147,265	0	147,265
Private Equity	0	93,932	78,901	172,833
Cash deposits	92,992	0	0	92,992
Other investment assets	2,100	0	0	2,100
Investment income due	42			42
Financial liabilities at fair value through profit and loss				
Other investment liabilities	(2,236)	0	0	(2,236)
Net financial assets	118,102	1,481,670	150,511	1,750,283

Pension Fund Accounts

Market Value as at 31/03/2021 – Re-classified*	Quoted market price*	Using observable inputs*	With significant observable inputs*	
	Level 1	Level 2	Level 3	Total*
	£000	£000	£000	£000
Financial assets at fair value through profit and loss				
Bonds	0	107,210	0	107,210
Equities	19,271	76,070	0	95,341
Pooled investments	0	984,068	71,529	1,055,597
Pooled Property Investments	0	112,036	0	112,036
Venture Capital	0	0	138,480	138,480
Derivative Assets	0	0	0	0
Cash deposits	105,524	0	0	105,524
Investment income due	2,787	0	0	2,787
Other investment assets	374	0	0	374
Amounts Receivable for Sales	10,800	0	0	10,800
Financial Liabilities at Fair Value through Profit & Loss				
Payable for investment purchases	(10,800)	0	0	(10,800)
Net financial assets	127,956	1,279,384	210,009	1,617,349

* The description of the funds has been changed but there has been no change in the value of the fund.

Note 13d: Transfers between Levels 1 and 2

There have not been any transfers between Level 1 and Level 2 assets in 2021/22.

Note 13e: Reconciliation of Fair Value Measurements within Level 3

	Market Value as at 31/03/2021	Transfers in/out of level 3	Purchases	Sales	Unrealised gains (losses)	Realised gains (losses)	Market Value as at 31/03/2022
	£000	£000	£000	£000	£000	£000	£000
Overseas Hedge Fund	71,529	0	0	(1,266)	1,413	(67)	71,610
Overseas Venture Capital	67,179	0	8,668	(19,092)	22,266	(120)	78,901
Total	138,709	0	8,668	(20,358)	23,679	(187)	150,511

Pension Fund Accounts

Note 14a: Classification of Financial Instruments

The accounting policies describe how the different asset classes of financial instruments are measured, and how income and expenses are recognised. The following table analyses the carrying amounts of financial assets and liabilities by category. No financial assets were reclassified between accounting categories during the year ended 31 March 2022.

Re-classified* Market Value as at 31/03/2021 Designated as fair value through profit and loss	Loans and receivables	Financial liabilities		Designated as fair value through profit and loss	Loans and receivables	Market Value as at 31/03/2022 Financial liabilities
£000	£000	£000	£000	£000	£000	£000
			Financial assets			
107,210			Bonds	112,822		
95,341			Equities	107,822		
1,055,597			Pooled investments	1,116,643		
112,036			Pooled property Investments	147,265		
138,480			Venture capital	172,833		
0	105,524		Cash deposits	0	92,992	
392	2,769		Other investment balances	0	42	
0	10,800		Debtors	0	2,100	
1,509,056	119,093	0		1,657,385	95,134	0
			Financial liabilities			
		(10,800)	Creditors			(2,236)
			Other Current Liabilities			
0	0	(10,800)		0	0	(2,236)
1,509,056	119,093	(10,800)	Total	1,657,385	95,134	(2,236)
	1,617,349		Grand Total		1,750,283	

* The description of the funds has been changed but there has been no change in the value of the fund

Pension Fund Accounts

Note 14b: Net Gains and Losses on Financial Instruments

The following table shows net gains on financial instruments:

	31/03/22 £000	31/03/21 £000
Financial Assets		
Fair Value through Profit and Loss	127,342	260,635
Loans and receivables	985	
Assets at Amortised Cost		(834)
Financial Liabilities		
Fair value through profit and loss	11	
Liabilities at Amortised Cost	(3,135)	(7)
	125,203	259,794

Note 15: Nature and Extent of Risks Arising from Financial Instruments

The Fund's primary long-term risk is that the Fund's assets will fall short of its liabilities (i.e. promised benefits payable to members). As an investment fund, the Lewisham Pension Fund's objective is to generate positive investment returns for an accepted level of risk. Therefore the Fund holds a mix of financial instruments such as securities (equities, bonds), interests in collective investment schemes (pooled funds), and cash equivalents. In addition, debtors and creditors arise as a result of its operations. The value of these financial instruments is reflected in the financial statements at their fair value.

Responsibility for the Fund's risk management strategy rests with the Council's Pension Investment Committee (PIC). Risk management policies are established to identify and analyse the risks faced by the Council's pension operations. The main risks from the Fund's holding of financial instruments are market risk, credit risk, and liquidity risk. These policies are reviewed regularly to reflect change in activity and in market conditions.

The Committee regularly monitors each investment manager, and its investment consultant (Hymans Robertson) advises on the nature of the investments made and associated risks.

The Fund's investments are managed on behalf of the Fund by the appointed investment managers. Each investment manager is required to invest the assets managed by them in accordance with the terms of their investment guidelines or pooled fund prospectus.

The Fund's custodian is Northern Trust, who manage investments and report on them on behalf of the Fund. As the Fund adopts a long-term investment strategy, the high-level strategic risks described below will not alter significantly during any one year unless there are significant strategic or tactical changes made to the portfolio.

Pension Fund Accounts

a) Market Risk

Market risk represents the risk that fair value of a financial instrument will fluctuate because of changes in market prices, interest rates or currencies. The Fund is exposed, through its investments in equities, bonds and pooled investment funds, to all these market risks. The aim of the investment strategy is to manage and control exposure to market risk within acceptable parameters while optimising the return from the investment portfolio. In general, market risk is managed through the diversification of investments by asset class and establishing mandate guidelines with investment managers. The risk arising from exposure to specific markets is limited by the strategic asset allocation, which is regularly monitored by the PIC.

i) Other Price Risk – Market

The risk that the value of a financial instrument will fluctuate as a result of factors other than interest rate or foreign currency movements, whether those changes are caused by factors specific to the individual instrument, its issuer or factors affecting the market in general. Market price risk arises from uncertainty about the future value of the financial instruments that the Fund holds. All investments present a risk of loss of capital, the maximum risk being determined by the fair value of the financial instruments. The investment managers mitigate this risk through diversification in line with their own investment strategies and mandate guidelines.

ii) Other Price Risk – Sensitivity analysis

The Council and its investment advisors also undertake appropriate monitoring of market conditions and benchmark analysis. The Fund has a long-term view on expected investment returns which smooths out short term price volatility.

Following an analysis of historical volatility of asset class returns and expected investment returns, in consultation with the Fund's advisors, the Council has determined that the following asset level percentages of volatility can be applied to the Fund's assets in 2021/22, assuming all other variables such as foreign exchange rates and interest rates remain the same:

Asset Type	Potential Market Movement +/- (% p.a.)
Bonds	9.1
UK Equities	16.2
Overseas Equities	13.0
Fixed Income unit trusts	9.1
Equity unit trusts	16.2
Hedge funds	5.8
Pooled property Investments	3.8
Venture Capital	5.8
Other Investments	2.8
Cash	0.0
Total	7.9

Pension Fund Accounts

Applied to the period end asset mix, the potential impact on the Fund's market value in the next financial year is as follows:

Asset type	Market Value as at 31/03/2022	Percentage change	Value on increase	Value on decrease
	£000	%	£000	£000
Cash and cash equivalents	92,992	0.0	92,992	92,992
Investment portfolio assets:				
Bonds	112,822	9.1	123,135	102,510
Equities	107,822	16.2	125,289	90,355
Overseas equities	102,070	13.0	115,339	88,801
Fixed Income unit trusts	212,999	9.1	232,382	193,616
Equity unit trusts	729,964	16.2	848,218	611,710
Hedge funds	71,610	5.8	75,763	67,457
Pooled property Investments	147,265	3.8	152,905	141,624
Venture capital	172,833	5.8	182,858	162,809
Other funds	(94)	2.8	(97)	(92)
Total assets * **	1,750,283		1,948,784	1,551,782

* This figure includes derivatives and other investment balances.

** The % change and value change for Total Assets includes the impact of correlation across asset classes

The 2020/21 comparator table is as follows:

Asset Type	Re-classified* Final Market Value as at 31/03/2021	Percentage Change	Value on Increase	Value on Decrease
	£000	%	£000	£000
Cash and cash equivalents	105,524	0.0	105,524	105,524
Investment portfolio assets:				
Bonds	107,210	7.9	115,680	98,741
Equities	95,341	17.1	111,644	79,038
Overseas equities	409,426	14.7	469,612	349,240
Fixed Income unit trusts	207,214	7.9	223,583	190,843
Equity unit trusts	367,429	17.1	430,259	304,598
Hedge funds	71,529	4.2	74,533	68,525
Pooled property Investments	112,036	1.9	114,166	109,908
Venture Capital	138,480	4.2	144,296	132,664
Other funds	3,160	1.8	3,218	3,104
Total Assets	1,617,349		1,792,515	1,442,185

* The description of the funds has been changed but there has been no change in the value of the fund.

iii) Interest Rate Risk

The Fund invests in financial assets for the primary purpose of obtaining a return on its investments. Fixed interest securities and cash are subject to interest rate risks, which represent the risk that the fair value or future cash flows of a financial instrument will fluctuate because of changes in market interest rates.

Fixed interest securities, cash and cash equivalents are exposed to interest rate risk.

Pension Fund Accounts

iv) Interest Rate Risk – Sensitivity Analysis

The analysis that follows assumes that all other variables, in particular exchange rates, remain constant, and shows the effect in the year on the net assets available to pay benefits of a +/- 1% change in interest rates.

The analysis demonstrates that a 1% increase in interest rates will reduce the fair value on fixed interest assets (obviously the interest received will not change), and vice versa.

Changes in interest rates do not impact on the value of cash and cash equivalent balances but they will affect the interest income received on those balances.

Asset type	Market Value as at 31/03/2022	Change in year in the net assets available to pay benefits	
		+100 BPS	-100 BPS
	£000	£000	£000
Cash and cash equivalents			
Cash	92,992	0	0
Bonds			
UK public sector Index linked	112,822	1,128	(1,128)
Fixed Interest Investments			
UK Fixed Income Funds	105,483	1,055	(1,055)
Overseas Fixed Income Funds	107,516	1,075	(1,075)
Total change in assets available	418,814	3,258	(3,258)

Asset type	Market Value as at 31/03/2021	Change in year in the net assets available to pay benefits	
		+100 BPS	-100 BPS
	£000	£000	£000
Cash and cash equivalents			
Cash	105,524	0	0
Bonds			
UK public sector Index linked	107,210	(1,072)	1,072
Total change in assets available	212,734	(1,072)	1,072

v) Currency Risk is the risk to which the Pension Fund is exposed to fluctuations in foreign currency exchange rates. The Fund is exposed to currency risk on financial instruments that are denominated in any currency other than the functional currency of the Fund (£GBP). The Fund was exposed to the following significant foreign currency levels at the 31 March 2022:

Euro	€20.9m	(€10.6m 20/21)
US Dollars	\$84.8m	(\$230.4m 20/21)

The remaining exposures arise from much smaller holdings of other currencies including Swiss Francs, Hong Kong Dollars and Norwegian Krone.

Pension Fund Accounts

vi) Currency risk – sensitivity analysis.

The Fund's currency rate risk is routinely monitored by the Council and its investment advisors. Overseas equities, fixed interest securities and cash in foreign currencies are exposed to currency risk. Following analysis of historical data in consultation with the Fund's advisors, the Council considers the likely volatility associated with foreign exchange rate movements in 2021/22 to be 7.3% (7.7% in 2020/21). This volatility is applied to the Fund's overseas assets at period end as follows:

Asset Type	Asset Value at 31 March 22 £000	Change %	Value on Increase £000	Value on Decrease £000
Overseas Fixed Income	107,516	7.3	115,365	99,668
Overseas Equity Funds	102,070	7.3	109,521	94,619
Overseas Hedge Funds	71,610	7.3	76,838	66,382
Other Alternative Assets	117,145	7.3	125,696	108,593
Total	398,341	7.3	427,420	369,262

Asset Type (Re-stated)	Asset Value at 31 March 21 £000	Change %	Value on Increase £000	Value on Decrease £000
Overseas Fixed Income	105,701	7.7	113,840	97,562
Overseas Equity Funds	428,184	7.7	461,154	395,214
Overseas Hedge Funds	71,529	7.7	77,037	66,022
Other Alternative Assets	86,511	7.7	93,172	79,849
Total	691,925	7.7	745,203	638,647

b) Credit Risk

Credit risk represents the risk that the counterparty to a financial instrument will fail to meet an obligation and cause the Fund to incur a financial loss. This is often referred to as counterparty risk. The market values of investments generally reflect an assessment of credit risk in their pricing and consequently the risk of loss is implicitly provided for in the carrying value of the Fund's financial assets and liabilities. The Fund is exposed to credit risk through its underlying investments (including cash balances) and the transactions it undertakes to manage its investments. The careful selection and monitoring of counterparties, including; brokers, custodian and investment managers, seeks to minimise the credit risk that may occur through the failure to settle transactions in a timely manner.

	Rating	Balances at 31 March 2022 £000	Balances at 31 March 2021 £000
Barclays	A +	1,386	3,877
Northern Trust	AA -	92,992	105,524
Total		94,378	109,401

Pension Fund Accounts

c) Liquidity Risk

Liquidity risk is the risk that the Pension Fund will have difficulties in paying its financial obligations as they fall due. For example; the benefits payable costs and capital commitments. The Fund therefore takes steps to ensure that it has adequate cash resources to meet its commitments. The Fund holds a large proportion of assets in instruments which can be liquidated at short notice, normally three working days. As at the 31 March 2022 these assets totalled approximately £112.8m comprising of bonds (see note 15.iv), with a further £93.0m held in cash by the custodian on behalf of the Fund and fund managers.

Note 16: Derivative Contracts

As at 31 March 2022 there were no pending foreign exchange purchases or sales. The net gain related to foreign exchange forward contracts was £11k in 2021/22 (net loss £6k in 2020/21).

Note 17a: Other Investment Balances

These comprise the following amounts:

	31/03/22 £000	31/03/21 £000
Debtors		
Equity Dividends / Income from Managed Funds	23	1,494
Interest and Other Income	19	(10)
Pending Trades	0	12,085
Creditors		
Interest and Other Expenditure	0	(7)
Pending Trades	0	(10,793)
Net	42	2,769

Note 17b: Net Current Assets

These comprise the following amounts:

Current Assets

	31/03/22 £000	31/03/21 £000
Contributions Due from Admitted/ Scheduled Employers/ Employees	57	341
Other Current Assets	657	122
Cash in Hand	1,386	3,877
	2,100	4,340

Pension Fund Accounts

Current Liabilities

	31/03/22 £000	31/03/21 £000
Fund Manager and Custody Fees	(553)	(357)
Consultancy/ Advisory Fees	(187)	(33)
Other Current Liabilities	(1,496)	(3,576)
	(2,236)	(3,966)

Note 18: Cash and Bank

Cash Held With Custodian

The Northern Trust Company is the Fund's global custodian and cash is held to meet the cash flow requirements of the Fund and its managers. The total cash held as at 31 March 2022 was £93.0m (£105.5m as at 31 March 2021). The table below shows how this was split between the Fund Managers.

Fund Manager	31-Mar-22 £'000	31-Mar-21 £'000
Cash Account (Formerly Invesco)	39,851	76,471
HarbourVest	20,122	9,267
JP Morgan	14,951	6,423
Partners Group	11,246	4,263
Schroders	3,904	8,720
Pemberton	2,352	0
Cash Account	548	365
Securities Lending	15	14
UBS	1	1
BlackRock transition account	1	0
	92,991	105,524

Pension Fund Bank Account

The Lewisham cash in hand balance of £1.4m represents uninvested cash held in the Pension Fund bank accounts as at 31 March 2022. The Fund's accounts are held with Barclays Bank.

Note 19: Actuarial Present Value of Promised Retirement Benefits

The table below shows the total net liability of the Fund as at 31 March 2022. The figures have been prepared by Hymans Robertson LLP, the Fund's actuary, only for the purposes of providing the information required by IAS26. In particular, they are not relevant for calculations undertaken for funding purposes or for other statutory purposes under UK pension's legislation. In calculating the required numbers, the actuary adopted methods and assumptions that are consistent with IAS19.

Pension Fund Accounts

	31-Mar-22	31-Mar-21
	£m	£m
Present value of promised retirement benefits	(2,287)	(2,369)
Fair Value of Scheme Assets	1,750	1,601
Net Liability	(537)	(768)

Longevity assumptions

Life expectancy is based on the Fund's Vita Curves with improvements in line with the CMI 2021 model, with a 0% weighting of 2021 (and 2020) data, standard smoothing (Sk7), initial adjustment of 0.25% and a long-term rate of improvement of 1.5% p.a. Based on these assumptions, the average future life expectancies at age 65 are summarised below:

Longevity Assumptions for year ended 31 March 2022	Males	Females
Current Pensioners	21.4	24.3
Future Pensioners	22.5	25.7

Financial assumptions

	31-Mar-22 (%)	31-Mar-21 (%)
Pension Increases	3.20	2.85
Salary Increases	4.20	3.55
Discount Rate	2.70	2.00

Sensitivity Analysis

CIPFA guidance requires the disclosure of the sensitivity of the results to the methods and assumptions used. The sensitivities regarding the principal assumptions used to measure the liabilities are set out below:

Sensitivity to the assumptions at 31 March 2022	Approximate increase to liabilities (%)	Approximate monetary amount (£m)
0.1% p.a. decrease in the Real Discount Rate	2	41
1 year increase in member life expectancy	4	91
0.1% p.a. increase in the Salary Increase Rate	0	3
0.1% p.a. increase in the Pension Increase Rate	2	37

Pension Fund Accounts

Note 20: Events after the Reporting Period

The audited Pension Fund Statement of Accounts was authorised for issue by the Executive Director of Corporate Resources on 29 July 2022. Events taking place after this date are not reflected in the accounts. Where events took place before this date which materially altered the conditions existing at 31 March 2022, the figures in the financial statements and notes have been adjusted in all material respects to reflect these altered conditions. Since the 31 March 2022 the Pension Fund sold its equity investments in UBS and Blackrock and invested £260m into Storebrand Global ESG Plus and £76m Storebrand Emerging Markets ESG Plus.

Note 21: Contractual Commitments

The Pension Fund was committed to the following capital contributions as at the 31 March 2022:

Fund Manager	Fund	Contractual Commitment	Undrawn Capital
Harbourvest	Harbourvest Closed Ended Funds	£123,402,553	£36,873,150
Legal and General	LGIM Build to Rent	£45,000,000	£35,000,000
London CIV	LCIV Renewable Infrastructure	£90,000,000	£65,100,453
Pemberton	Pemberton European Mid-Market Debt Fund II	£40,000,000	£5,606,682
Total		£298,402,553	£142,580,285

*Investment into the LCIV private debt fund was approved prior to March 2022, however the commitment was not formalised until June 2022.

Note 22: Related Party Transactions

There have been no material transactions with related parties in the financial year. There were no provisions for doubtful debt and amounts written off in the period.

Eight Councillors sit on the Pensions Investment Committee which oversees the Fund. At each meeting of the Pensions Investment Committee, Councillors are required to make declarations of interest which are recorded.

During the year the following declarations were made:

- The Chair of the Investment Committee Councillor Mark Ingleby declared an interest as a Councillor elected Director of Lewisham Homes, the Council's housing subsidiary, not in receipt of pension.

Four members and an independent chair make up the membership of the Pensions Board, which assists the administering authority in adhering to the Regulations with regards to its administration and governance of the scheme. At each meeting of the Board, members are required to make declarations of interest which are recorded.

During the year no declarations of interest were made apart from the members being participants in the scheme, although this is a requirement of their Board membership.

No other trustees or Council chief officers with direct responsibility for Pension Fund issues made any declarable transactions with the Pension Fund in the period to 31 March 2022.

Pension Fund Accounts

The Council, the administering authority, had dealings with the Fund as follows:

- Recharges from the Council for the in-house administration costs borne by the scheme were transacted (included in Administration Expenses in Note 7). Some cash transactions relating to pension activities are currently effected through the Council's bank account and consequently Pension Fund cash balances are held by the Council from time to time and vice versa.

Key Management Personnel Remuneration

The key management personnel of the Fund are the Executive Director of Corporate Resources and the Director of Finance.

There were no costs apportioned to the Pension Fund in respect of the Executive Director of Corporate Resources post for 2020/21 and 2021/22.

Total remuneration payable to key management personnel from the Pension Fund is set out below:

	2021/22 £'000	2020/21 £'000
Short Term Benefits	20	21
Post-Employment Benefits	4	4
Total	24	25

Note 23: Additional Voluntary Contributions (AVC's)

Contributing members have the right to make AVCs to enhance their pension. There are currently 45 'open' AVC contracts for LGPS members (i.e. excluding members with AVC contracts who have left Lewisham and now have preserved benefits). Some of these 'open contracts' will be for members who have paid AVCs in the past but who have suspended payments to the scheme for the time being.

The Fund has two AVC providers: Clerical Medical and Utmost (formerly Equitable Life). The value of AVC investments is shown below. The contributions are held by the providers and do not form part of the Lewisham Fund's assets in accordance with Regulation 4(1)(b) of the Local Government Pension Scheme (Management and Investment of Funds) Regulations 2016.

	2021/22			2020/21		
	Utmost £000	Clerical Medical £000	Total £000	Equitable Life £000	Clerical Medical £000	Total £000
Value at the Beginning of Year	356	1,106	1,462	421	986	1,407
Contributions and Transfers Received	0	181	181	0	286	286
Investment Return	16	64	80	29	156	185
Paid Out	(20)	(327)	(347)	(94)	(322)	(416)
Value at the End of the Year	352	1,024	1,376	356	1,106	1,462

Pension Fund Accounts

Note 24a: Scheduled Bodies

The following are scheduled bodies to the Fund as at 31 March 2022, arranged in descending order by the value of their contributions in 2021/22:

Lewisham Homes Limited
Haberdashers' Aske's Hatcham College
Christ The King Sixth Form College
St Matthews Academy
Tidemill Academy
Childeric
Sedgehill School
St George's Academy
Rathfern Primary School
Rushey Green Primary School

Note 24b: Admitted Bodies

The following are admitted bodies to the Fund as at 31 March 2022, arranged in descending order by the value of their contributions in 2021/22

Youth First Ltd
Phoenix
Inspace/ BS Phoenix
Skanska
Change Grow Live / CIS / Penrose
Lewisham Music
Quality Heating
GLL
City West Services
3 C's Support
Housing 21
Pre-School Learning Alliance
NSL Ltd (formerly known as National Car Parks Ltd)
Tower Services
Harrison Catering Crayford
Harrison Catering Hatcham
Harrison Catering Knights
M Group Services

Pension Fund Accounts

Note 25: Membership

Membership of the LGPS is voluntary and employees are free to choose whether to join the scheme, remain in the scheme or make their own personal arrangements outside the scheme.

Organisations participating in the London Borough of Lewisham Pension Fund include:

Scheduled bodies, which are local authorities and similar bodies whose staff are automatically entitled to be members of the Fund.

Admitted bodies, which are other organisations that participate in the Fund under an admission agreement between the Fund and the relevant organisation. Admitted bodies include voluntary, charitable and similar bodies or private contractors undertaking a local authority function following outsourcing to the private sector.

The following table summarises the membership numbers of the scheme:

	Active Members		Deferred Beneficiaries		Retired Members	
	2021/22	2020/21	2021/22	2020/21	2021/22	2020/21
Administering Authority	5,403	5,745	9,853	10,593	7,824	7,629
Scheduled Bodies	1,140	1,083	1,224	1,323	435	389
Admitted Bodies	74	79	62	60	80	76
	6,617	6,907	11,139	11,976	8,339	8,094

SECTION 9 - ANNUAL GOVERNANCE STATEMENT

What is corporate governance?

The Council is responsible for ensuring that its business is conducted in accordance with the law and proper standards; and for having a governance framework that comprises of the culture, values, systems and processes by which this is achieved. It must make sure that public money is safeguarded, properly accounted for and used economically, efficiently and effectively to meet its strategic objectives.

It also has a duty, through the establishment of internal control measures, to manage risk to a reasonable level by identifying, prioritising, evaluating and managing the risks to the achievement of its policies, aims and objectives. Finally, it has a duty to secure continuous improvement in the way in which its functions are exercised.

The Council has approved and adopted a Local Code of Corporate Governance, which is consistent with the principles of the CIPFA (the Chartered Institute of Public Finance and Accountancy) and SOLACE (the Society of Local Authority Chief Executives and Senior Managers) Framework Delivering Good Governance in Local Government. This statement explains how the authority has complied with the code and also how it meets the requirements of the Accounts and Audit (England) Regulations 2015 in relation to the publication of a statement on internal control.

“Corporate governance is about making sure that the Council is run properly. It is about ensuring the Council does the right things, at the right time and in the right way.”

How has this statement been prepared?

Every year a review of the effectiveness of the Council’s governance framework is conducted by senior officers from policy, legal and audit with expertise in governance and internal control matters.

Officers monitor and evaluate governance evidence and identify areas requiring action; and are responsible for analysing CIPFA/SOLACE guidance in relation to the development of this statement for the financial statements.

The governance review process includes:

- Oversight of the Annual Governance Statement Action Plan rests with the Council's Executive Management Team.
- Consideration of the Accounts by the Executive Director for Corporate Resources (as the Council's s151 Officer).
- Reviewing results of work conducted by the Council's assurance services, including the Annual Opinion of the Head of Internal Audit.
- Review of the Annual Governance Statement by the Council's Audit Panel as part of the financial statements.
- A review of the Council's Local Code of Corporate Governance by the Standards Committee, with reference to CIPFA/Solace Guidance.
- Referral of the Annual Governance Statement to Full Council with the Statement of Accounts and sign off by the Speaker of the Council and Chief Executive, once approved.

This year, the Council's governance arrangements have operated as designed. There were some changes in statutory post holders with a change of Monitoring Officer in November 2021.

Annual Governance Statement

The Council's governance arrangements in 2021/22

The Council's governance arrangements aim to foster effective leadership and high standards of behaviour; a culture based on openness and honesty; and an external focus on the needs of service users and the public. The diagram below shows the Council's external facing governance structure, as set out in the Council's constitution.

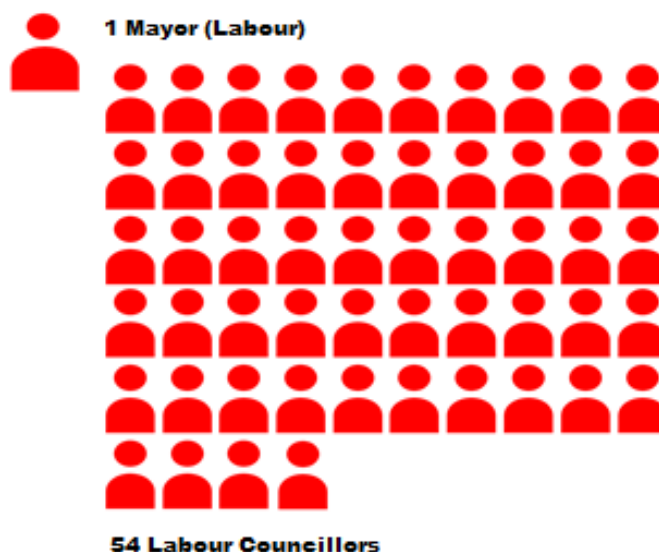
Lewisham's directly elected Mayor provides the Council with clear strategic direction and effective leadership but the Council also benefits from the perspectives and contributions of its 54 Councillors. The Council's constitution clearly defines the roles of councillors and officers, and this clarity contributes to effective working relationships across the Council. The Constitution Working Party, the Standards Committee and the Audit Panel monitor and challenge the governance arrangements and ensure their robustness.

The Council has worked closely with its partners, both strategic and operational. The Council has five statutory partnership boards:

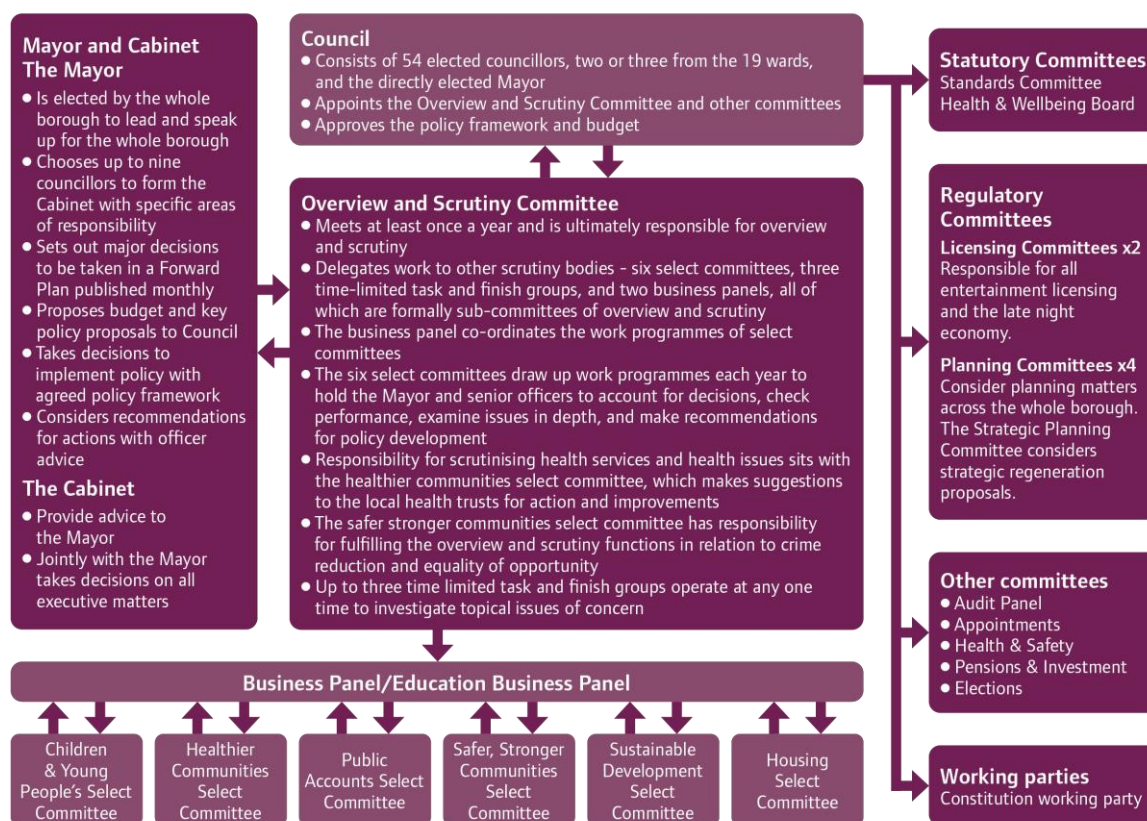
- The Safer Lewisham Partnership is the statutory crime and disorder partnership for Lewisham.
- The Youth Justice Board which is a statutory partnership board that oversees the work of the youth offending service in Lewisham.
- The Health and Wellbeing Board, Chaired by the Cabinet Member for Health & Adult Social Care, works to promote greater partnership engagement that contribute to health and social care outcomes locally.
- Local Adult Safeguarding Board responsible for helping oversee and safeguard adults with care and support needs through effective preventative measures.
- Lewisham Children's Safeguarding Partnership aims to ensure that member agencies work together to keep children and young people safe, hold one another to account and ensure that safeguarding remains a priority.

Council composition

The Council is comprised of 54 Councillors, including the Mayor. Elections were held on 5 May 2022. Damien Egan, Labour Party, was returned as Mayor for his second term. The 54 Councillor positions were all filled by candidates from the Labour Party and the Labour and Co-operative Party. This returned the Council to the following:



Annual Governance Statement



Communicating and reviewing the Council's vision

The Council adopted a Corporate Strategy 2018-2022 in February 2019 that was in place for the period of the financial statements 2021/22. The Council's Corporate Strategy sets out how Lewisham Council plans to deliver for our residents over the next four years. There are seven corporate priorities:

Open Lewisham – Lewisham is a welcoming place of safety for all where we celebrate the diversity that strengthens us.

Tackling the housing crisis – Everyone has a decent home that is secure and affordable.

Giving children and young people the best start in life – Every child has access to an outstanding and inspiring education and is given the support they need to keep them safe, well and able to achieve their full potential.

Building an inclusive local economy – Everyone can access high-quality job opportunities, with decent pay and security in our thriving and inclusive local economy.

Delivering and defending: health, social care and support – Ensuring everyone receives the health, mental health social care and support services they need.

Making Lewisham greener – Everyone enjoys our green spaces and benefits from a healthy environment as we work to protect and improve our local environment.

Building safer communities – Every resident feels safe and secure living here as we work together towards a borough free from the fear of crime.

Following the May 2022 local elections the Council's corporate strategy was updated in November 2022 to cover the future period 2022 to 2026.

Annual Governance Statement

Monitoring Performance

The Council's performance is monitored via a suite of regular Directorate (Children and Young People Services, Community Services, Housing Regeneration and Public Realm, Corporate Resources, and Chief Executive) management reports and quarterly at the Executive Management Team. The reports use 'red' exception reporting to focus attention on underperforming or high risk areas and is a critical tool for supporting decisions across the organisation.

These reports are shared with Cabinet Leads, giving them direct line of sight to current and emerging performance issues. The appropriateness of Directorate performance measures is reviewed annually. The quality of services for users is also measured through satisfaction surveys and information from the complaints management resolution processes.

In addition, where areas for improvement are identified, the Council acts swiftly to address them. The overriding priority through 2021/22 has been the Council's response to the Covid-19 pandemic and the focus on protecting critical services in support of residents, the community, and business.

Roles and responsibilities

The Council's constitution sets out the roles and responsibilities of the Mayor, the Speaker of the Council, the Council as a whole, the Executive, Statutory Officers, Overview and Scrutiny committees, Standards committees and other committees to help ensure that all decision making activity is lawful and transparent. Decisions are taken and scrutinised in accordance with the Council and Mayoral scheme of delegation, the procedure rules set out in the constitution and on the basis of professional officer advice, as part of an annual programme of regular meetings.

Embedding Roles and Responsibilities

The tone from the top in terms of establishing effective governance arrangements and culture rests with the Council and the Mayor. The Council approve the Constitution and confirm the appointments and delegations annually at their Annual General Meeting.

The Mayor is elected to **lead** the Council. They serve for a period of **four years**. They must act in the **interests of the borough as a whole**. They are responsible for taking most of the **main decisions**, and for **giving the power** to others to do so.

Councillors are elected for a term of **four years**. Councillors who are elected to represent local wards must both represent the people of the ward that elected them and act in the interest of the whole area. They are all expected to contribute to the **good governance** of the area and to encourage **community participation**. They must respond to their constituents' enquiries **fairly and without prejudice**.

The constitution requires councillors to follow formal procedures when taking decisions to make sure that decisions are made **transparently** and **openly**. The Local Code of Corporate Governance and the Codes of Conduct for Members and Officers, set out in the constitution, demand the highest standards of ethical behaviour. These are reviewed regularly and are communicated widely. An update on complaints made against Members was considered in March 2022.

Training on ethics, governance and the Member Code of Conduct is delivered to all Councillors in the first year of an administration, as in 2018/19, as part of a comprehensive induction programme to enable Members to understand and access all appropriate support and development to undertake their role. This is repeated after by-elections, with training on the code of conduct provided to all Members in May 2021. Training on specific governance issues is provided as required throughout the course of the administration. In 2021/22, there was a continuing focus on supporting Members in terms of the exercise of their functions in the changing Covid-19 environment, including hybrid meetings.

Decision making

The constitution requires councillors to follow formal procedures when taking decisions to make sure that decisions are made transparently and openly. This includes declaring if they have a personal interest in the matters under discussion and, if required, withdrawing from the room whilst the decision is taken. Reports are produced in a standard format to ensure that report authors address all significant considerations such as the legal, financial and equalities implications of decisions. These considerations have been expanded to include environment, wellbeing, and (for contracts) social value implications. The minutes of every formal meeting are published on the Council website.

The constitution requires Executive decisions to be published within two working days of being taken and they may be **called-in** (referred to the Mayor for reconsideration) by the Overview and Scrutiny Business Panel and the Education Business Panel.

For 2021/22, no Mayor & Cabinet decisions were called-in by the Overview and Scrutiny Business Panel to be reconsidered.

The Council has a Constitution Working Party (CWP) to advise it on the operation of its constitutional arrangements but in practice, the procedure rules set out in the constitution are under constant review to reflect changing needs.

Internal Audit

The objective of Internal Audit is to enhance and protect organisational value by providing risk-based and objective assurance, advice and insight. The service works within the framework of its Internal Audit Charter to an annual plan approved by members of the Audit Panel which seeks to provide appropriate review and assurance to significant Council activity. Internal Audit conduct their work in conformance with Public Sector Internal Audit Standards and CIPFA's Local Government Application Note.

In 2021/22 the service was obliged to seek an External Quality Assessment (EQA), it being the fifth year since the previous EQA. That review was conducted in winter 2021/22 through the London Audit Group's Peer Review programme by the Head of Audit of the City of London Corporation. His report, published in March 2022, concluded the service 'generally conforms' to Standards. The service has agreed an action plan to address the 3 (out of 135) areas of partial conformance identified.

For the first three quarters of 2021/22 the Head of Internal Audit post was covered by an external secondee before the Head of Assurance took up the role in January 2022. In defining the role of the Head of Internal Audit, the Council has met all requirements of CIPFA's Statement on the role of the Head of Internal Audit.

The Internal Audit Annual Report and Opinion for 2021/22 was reported to Audit Panel on 21 June 2022. That report details the 62 audit engagements supporting the annual opinion, which holds as follows:

"Internal Control

I am satisfied that during the year ended 31 March 2022 the Council managed its internal controls to offer satisfactory assurance on their adequacy and effectiveness.

Within that opinion, I note some relatively minor but persistent control weaknesses in the operation of control account reconciliations, procedural documentation and evidencing control function. I have discussed these matters with the Council's Executive Management Team and recommended they be included within the Annual Governance Statement along with a plan to improve compliance.

Annual Governance Statement

Framework of Governance

I am satisfied that the Council's framework of governance for the year ended 31 March 2022 complies in all material respects with guidance on proper practices as set out the CIPFA/SOLACE publication "Delivering Good Governance in Local Government (2016)".

As an additional comment, I wish to thank Members of this Panel and the Council's Executive Management Team for their efforts in supporting compliance with fulfilling agreed actions arising from audit reports. I set out later in this report the current position on compliance which represents a significant improvement on previous years.

Risk Management

I am satisfied the risk management arrangements at the Council for the year ended 31 March 2022 are effective and provide satisfactory assurance.

Within that opinion, I note some considerable space to develop the Council's risk approach to improve its reporting, comprehensiveness and integration with wider decision-making. I have discussed these matters with the Council's Executive Management Team and recommended they be included within the Annual Governance Statement along with a plan to improve arrangements."

External audit

The Council's governance, risk and control management arrangements are subject to an annual independent review by Grant Thornton, the Council's external auditors. In their last Annual Audit Report on the 2020/21 accounts Grant Thornton gave an unqualified opinion for the financial statements and unqualified conclusion for the Council's value for money arrangements. Grant Thornton reported:

"In our opinion, the financial statements:

- *give a true and fair view of the financial position of the group and of the Authority as at 31 March 2021 and of the group's expenditure and income and the Authority's expenditure and income for the year then ended;*
- *have been prepared properly in accordance with the CIPFA/LASAAC code of practice on local authority accounting in the United Kingdom 2020/21; and*
- *have been prepared in accordance with the requirements of the Local Audit and Accountability Act 2014."*

and

"The Council has demonstrated a clear understanding of its role in securing economy, efficiency and effectiveness in its use of resources. Our work has not identified any other significant weaknesses in arrangements or improvement recommendations. We have identified some improvement recommendations to help with strengthening the Council's current arrangements".

The audit certificates for the years 2016/17 to 2019/20 were issued following the auditors finalising their work into two objections received to the accounts in 2016/17 by a number of authorities. Both of these investigations concluded with no action required.

At the time of writing, the Council awaits the 2020/21 Audit Certificate from Grant Thornton. This is pending the government delay to the completion of the Whole of Government Accounts work. The Lewisham accounts were signed off by Full Council in November 2021 and the Value for Money opinion was considered by the Public Accounts Scrutiny committee in June 2022.

The 2021/22 audit will conclude and has reported to the Audit Panel (December 2022) and Council (January 2023) in the usual way. The 2021/22 inspection period was held in August 2022 with the audit deadlines for completion of audits originally set for November but overran to January 2023. The Council was awaiting approval of the statutory override in relation to accounting for infrastructure assets which has now been issued and means the accounts audit can conclude in January 2023.

Annual Governance Statement

In addition to the annual independent review of the Council's governance, risk and control management arrangements, Children and Young People's Services is subject to regular inspection through one of the following four inspection frameworks (in addition to the inspection of schools):

- Inspection of Local Authority Children's Services (Ofsted)
- Joint Targeted Area Inspection (Ofsted, CQC and HMICFRS) – the latter is the police inspectorate
- Special Educational Needs and disability Inspection (Ofsted and CQC)
- Youth Offending Inspection (HMIP) – Probation inspectorate

Audit Panel

The Council's Audit Panel meets quarterly and is made up of a mixture of Councillors and independent advisors. The key roles of the Panel are to:

- Review and comment on the strategy, plans and resources of Internal Audit. Internal Audit update reports, summarising the audit reports issued, management's progress on implementing any recommendations and the performance of the Internal Audit function, are received by the Panel on a quarterly basis.
- Consider and monitor the effectiveness of the Council's risk management arrangements, the control environment and associated anti-fraud and anti-corruption arrangements.
- Consider the external auditor's annual plan and other relevant external reports which contribute to the level of assurance.
- Consider the Council's annual Statement of Accounts and this statement and make comments to Full Council when it considers the accounts.

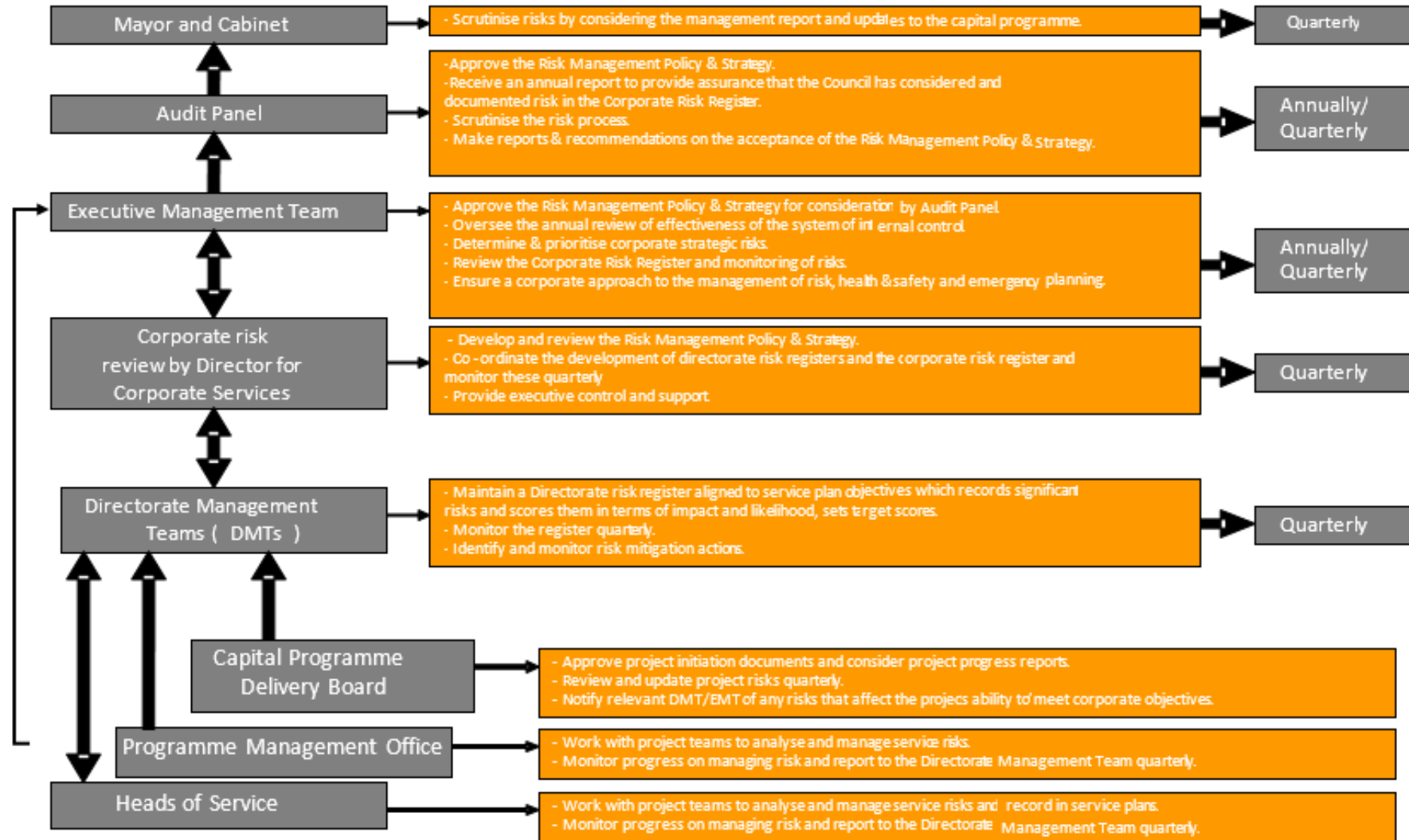
Compliance

The Monitoring Officer is central to ensuring compliance with the rules and procedures set out in the constitution. The Monitoring Officer attends Mayor, & Cabinet, Full Council meetings and the Executive Management Team (EMT). The Monitoring Officer regularly briefs councillors and relevant staff on corporate legislative developments; and legal advice is incorporated in every council report. Where gaps or non-compliance are identified, appropriate action is taken.

The financial management of the authority is conducted in accordance with financial regulations set out in the constitution and the Council has designated the Executive Director for Corporate Resources as its Section 151 Officer, who advises on the proper administration of the Council's financial affairs, keeping proper financial records and maintaining effective systems of financial control. The Council has a whistle-blowing and speaking up policy in place which is publicised on the Council's website. Complaints made under this policy are handled by the Monitoring Officer and an annual review is considered by the Standards Committee.

Annual Governance Statement

Risk and Strategy Framework



Training and development

The Council runs a comprehensive Member Development Programme, with an intensive induction programme in the period following local elections. The programme ensures that all Councillors have access to the training and development opportunities they need to fulfil their responsibilities to the local community and provide clear leadership and effective scrutiny of local Council functions. Training and development is available for councillors every year, inclusive of regular all member briefings; training sessions for all councillors or specific cohorts of councillors; and tailored learning for individuals provided on the basis of assessed needs. The Member Development Strategy supports the overall Organisational Development Strategy, which sets out a framework to ensure the organisation performs effectively, through its design, function, structure and processes.

The development needs of senior officers are the responsibility of the Head of Human Resources and the Monitoring Officer who are aware of their statutory duties and stay abreast any changes in relevant legislation. At the start of the financial year the Chief Executive, as the Head of Paid Service, defines objectives for each of the Executive Directors which are then cascaded to officers throughout the organisation through the objective setting arrangements set out in the People Management Framework.

Engaging the community and partners

The Council promotes e-Participation through its online engagement system, which provides a platform for citizens to respond to online consultations as well as set up and respond to e-Petitions. Last year more than 50 consultations took place online. In addition to this, in 2021/22 the Council conducted a major face-to-face, borough-wide survey of Lewisham residents. At ward-level, Local Assemblies are an opportunity for residents to work with their ward councillors to shape the future of their neighbourhood; and the Young Citizens Panel gives young people aged 11–18 the chance to feed into Council policy and spending decisions, including the use of the Young Mayor's budget. Last year, the Mayor launched an Actively Anti-Racist Advisory Commission, further underlining the Council's commitment to tackle issues facing Lewisham's BAME communities. In 2021/22 the Mayor's Commission organised two workshops focused on 'digital exclusion affecting BAME children and young people'.

The Council's website includes a page on open data and transparency, which gives information on spending; wages of senior managers; Freedom of Information requests; the annual audit of accounts; the pay policy; and Council decisions.

The arrangements for statutory strategic partnership working are set out earlier in this statement. In addition, extensive partnership working arrangements are in place which support the delivery of the Council's objectives. In 2021/22 the Member led Jobs and Business Taskforce continued its work to support and engage with local employers. As part of this, the Council undertook a count of BAME owned businesses in the borough (the first Council in the UK to undertake such an exercise). The Council has borough based arrangements in place with the local Clinical Commissioning Group to align with the work of the National Health Service and is working with the South East London Clinical Care Group (SEL CCG) to develop the incoming Integrated Care System (ICS). The Council, through its wholly owned company Lewisham Homes, and working with local Registered Providers has extensive engagement with residents on housing matters. Responding to global events in Syria and Afghanistan and consistent with our Sanctuary Borough commitments, the Council has continued to work alongside the Lewisham Migration to meet the needs of the refugee and migrant community in the borough. In 2021/22, the Council, working alongside 11 other 'anchor institutions' Goldsmiths, University of London convened a series of meetings and consultations, to increase collaboration and better address the challenges facing Lewisham residents. The work product of this effort was the Civic University Agreement.

Annual Governance Statement

How do we know our arrangements are working?

Throughout the year, the Council regularly reviews the effectiveness of its governance framework, including its system of internal control. Activity undertaken includes:

- Consideration of governance issues by EMT – including financial management, risk registers, and internal audit reports.
- Preparation of a rolling plan of audit coverage to be achieved in the forthcoming year by the Head of Internal Audit, primarily based on an assessment of the Council's risk profile, and review of the plan by EMT.
- Receipt of the Internal Audit Strategy by the Audit panel and approval of the annual audit plan.
- Preparation of the annual assurance report by the Head of Internal Audit, setting out their opinion on the Council's overall control environment and approval of the report by the Audit Panel.
- Annual updates to the Public Accounts Select Committee on the work of the Audit Panel.
- Consideration by EMT of a full range of governance and performance issues throughout the year, including issues relating to the improvement of the Internal Audit Service and risk (ensuring management action is taken as necessary).
- Consideration of the following reports by the Standards Committee:
 - Review of Compliance with the Council's Code of Corporate Governance;
 - Review of Whistle-blowing and Referrals Policy;
 - Review of Compliance with the Member Code of Conduct; and
 - Annual Complaints Report.
- Consideration of external inspection reports (for example; Ofsted for Children social care and education provision, Care Quality Commission for the provision on adult social care, and Her Majesty's Inspectorate of Probation for Youth Offending Services) by Mayor and Cabinet, Audit Panel and relevant Select Committees.
- The Council has established an Assurance Board. The Board is Chaired by the Chief Executive and also attended by the Monitoring Officer, Section 151 Officer and Head of Internal Audit. It's key terms of reference are to oversee, scrutinise and hold to account the discharge of the statutory duties of the Council with particular reference to the following areas:
 - Risk management and audit assurance. Managing intervention strategies when assurance is not satisfactory;
 - Information governance and cyber security, including data protection and freedom of information;
 - Whistleblowing and Corporate Complaints;
 - Safeguarding responsibilities for Children and Adults; Corporate Parenting;
 - Health and Safety, including Corporate Landlord obligations;
 - Council involvement in companies;
 - Councillor conduct update;
 - Governance procedures and business processes for public and private meetings of the Council, including attendance records and Section 85 Local Government Act 1972
 - Emergency Planning, Business Continuity and Disaster Recovery;
 - Reputation management of the Council.

What are our governance priorities going forward?

Our priorities continue to include:

- Progressing delivery of the Mayor's policy programme, as set out in the Corporate Strategy 2022 to 2026 adopted by Council in November 2022;
- Plan and prepare to implement further cuts and adjust the allocation of resources across Council services in light of the anticipated further budget reductions the Council faces;
- Continue the work begun in 2020/21 to progress the Chief Executive's priorities for improvement, as agreed by Council in February 2020, in the following areas:
 - Financial management;

Annual Governance Statement

- Organisation culture and our people;
- Our resident's experience;
- Evidence based decision making;
- Governance and attitudes to risk;
- Project and people management;
- Communications;
- Catching up on the delayed annual reviews of the schemes of delegation and financial regulations and procedures to align them with the new Directorate structures implemented 2020/21 and changes approved for 2023;
- Update the payroll and HR procedures to ensure resilience and capture the operational changes from the move to a new system (Oracle Cloud) in support of the People Management Framework introduced in 2020/21 and Organisation Development Strategy for 2021/22;
- Address the external and internal audit findings reported to the Audit Panel to maintain and, where necessary, improve the Council's financial controls and risk mitigations for the growing cyber security risk;
- Continue to address areas for improvement overseen by a discrete Improvement Board on the findings and recommendations of the Children Services review by Ofsted (August 2019) and follow ups in 2020 and 2022;
- Continue the work with our local and regional health partners to best deliver the 'integrated health and social care agenda' for the benefit of the borough's citizens, and in responding to the impact of Covid 19;
- Improve compliance with the relatively minor but persistent control weaknesses in the operation of control account reconciliations, procedural documentation and evidencing control function. This includes looking to standardise feeder file outputs so that third party system intervention is not required to convert them into a readable format. This is following a system issue in early 2022 whereby the interface to automatically convert and transfer feeder files into accounts payable process was not available for a period of time. Until the system interfaces could be restored, a manual approach was taken for processing the majority of files. This resulted in significant additional manual work to process and check all payments being required by the Council. For a limited number of other files, an extra conversion step was required as it was not possible to convert them manually; and
- Develop the Council's risk approach to include its reporting, comprehensiveness and integration with wider decision-making.

In addition to the above the Council is recovering from the impact of Covid 19 on the Borough and the Council. On the 23 March 2020 the UK was put on 'lockdown' as a result of Covid-19. The impact of the pandemic has been considerable both in terms of loss of life as well as disruption to the economy. In response, the Council activated its emergency response procedures to effectively coordinate activities. The impact of the pandemic has also placed significant pressure on the Council's finances.

The exceptional measures implemented for the 2020/21 municipal year, included revised governance arrangements for responding to the Covid-19 pandemic which reduced Member meetings concentrating on Council, Mayor & Cabinet, and Overview and Scrutiny for decision making in line with the Constitution and the introduction of virtual meetings for participants and the public. As the exceptional measures introduced following Covid-19 are eased, the Council has moved from response to transition and recovery phases and intends to continue to operate hybrid meetings for the foreseeable future.

Annual Governance Statement

The Council's Covid-19 response was guided by a set of agreed overarching priorities, they were:

- Tackling widening social, economic and health inequalities;
- Protecting and empowering our most vulnerable residents;
- Ensuring the Council's continued resilience, stability and sustainability;
- Enabling residents to make the most of Lewisham the place; and
- Collaborating and working together with our communities and partnership across the borough.

These are being refined by Members and Officers through the recovery phase in 2021/22 with the Future Lewisham and Future Working themes.

Signed on behalf of the Council

T. Anwar

J. Daothong

Tauseef Anwar

Jennifer Daothong

Councillor Tauseef Anwar

Jennifer Daothong

Speaker of the Council

Acting Chief Executive

10 August 2023

09 August 2023